



# MCES Timber Price Report

Extension Agricultural Economics Department  
Extension Forestry Department

January 1988

## MCES TIMBER PRICE REPORT

### 1. WHAT IS THIS REPORT?

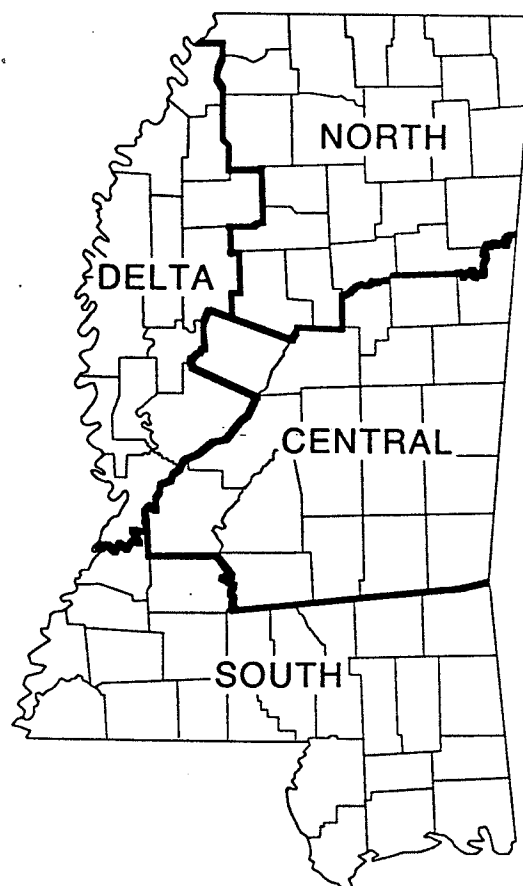
The MCES Timber Price Report is a monthly survey of stumpage and delivered timber prices in Mississippi. It is developed through the cooperation of public and private members of the forestry sector with MCES to provide an accurate picture of timber market activity. Mississippi is divided into four market regions that reflect distinct timber markets within the state (see map) and average prices for common forest products are listed. These values are compiled by polling cooperators from forest industry, public agencies, consulting foresters and landowners.

### 2. HOW TO USE THIS REPORT.

This report is intended to give a profile of timber prices in Mississippi.

Values given are offered as a guide to help individuals assess the fair-market value of their timber. The average price for a region should **NOT** be applied as the exact value for a particular timber tract. The best way for private landowners to obtain the highest price for a particular tract is to use competitive bidding. These prices, however, do reflect current timber market activity in each region.

Certain factors may cause a particular tract of timber to be valued higher or lower. For example, a tract that has a high timber volume per acre and can be logged during wet weather may bring a price per unit higher than the average reported here. On the other hand, a tract with less volume at great distance from the buyer's mill may bring less. Additional factors that affect timber values are timber quality, tract size, type of product to be made from the timber, access to the tract and many others. These values are a good price reference for landowners who wish to market timber, but individuals are advised to have their timber evaluated by a professional forester before making a timber sale.



### 3. TIMBER MARKET COMMENTS

#### Sawtimber

Many sawmills throughout the state still have an abundance of logs on inventory. Some mills had not purchased timber in the past month. Rainy weather in late January, however, promises to slow logging and give mills some time to work down inventory levels.

Lumber markets have held steady for both pine and hardwood, though several hardwood mills reported a slight price decline for No. 1 common red oak lumber and some flooring grades. Oak and ash remain in strong demand with sweetgum, beech, and hickory difficult for mills to move. Cypress and poplar markets were reported sluggish by several mills. Pine lumber markets are holding their own with good demand and firm prices as reported by most mills.

Reports of unusually good stumpage prices for some select poles were from \$350 to \$425/MBF. These prices, however, were not included in the regional price table because of their variance from the normal range. In South Mississippi 10 sales with pine sawtimber stumpage prices over \$200/MBF were reported. These prices likely reflect competition for good quality timber on tracts with winter logging access.

Reported pine timber prices in the southeast tend to average higher than those in the southwest. January delivery pine prices reported for southeast Mississippi average \$246/MBF. Average prices reported for pine in southwest Mississippi were \$199/MBF.

#### Pulpwood

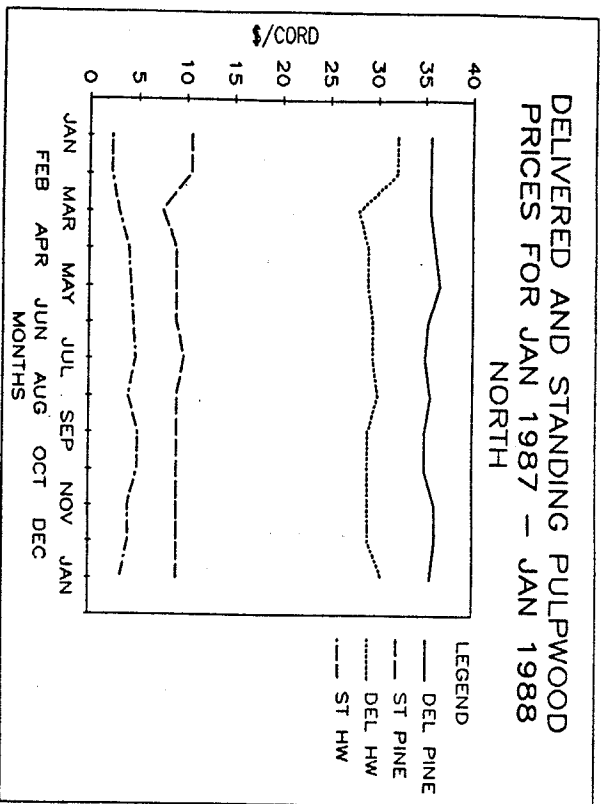
Pulpwood prices remained steady in January but demand has diminished due to high pulp mill inventories. Many pulpwood yards contacted were full or buying on quota.

In north Mississippi landowners should check their local hardwood pulpwood market. In some areas pulpwood yards do not buy hardwood pulpwood.

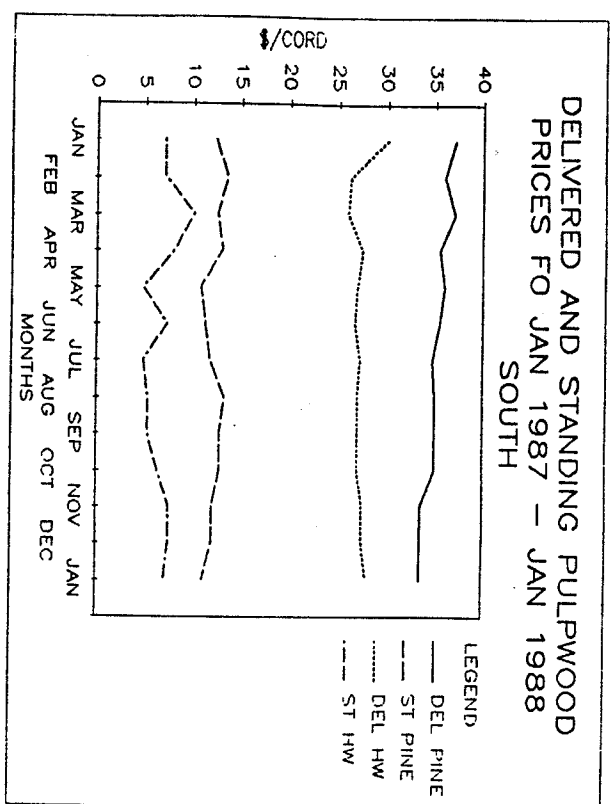
#### Other Comments

Charts plotting monthly pulpwood prices for the previous 12 months are presented in this issue.

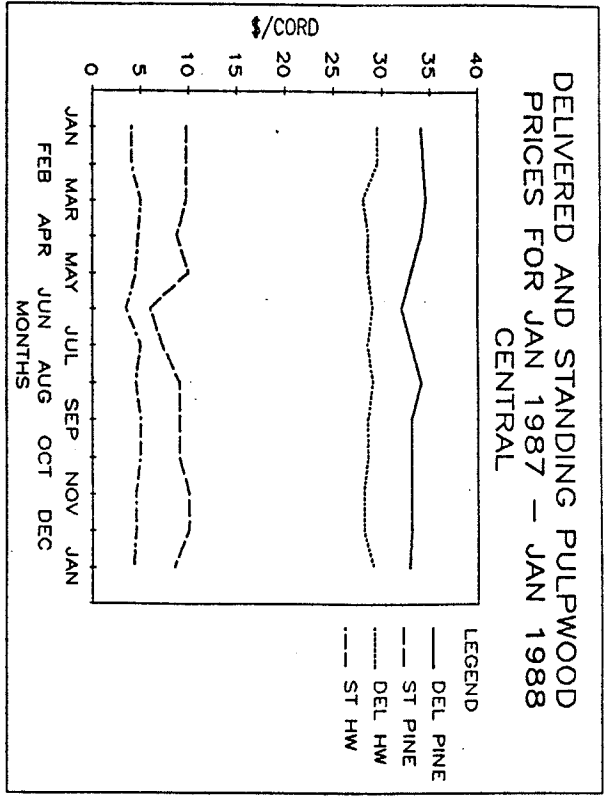
DELIVERED AND STANDING PULPWOOD  
PRICES FOR JAN 1987 - JAN 1988  
NORTH



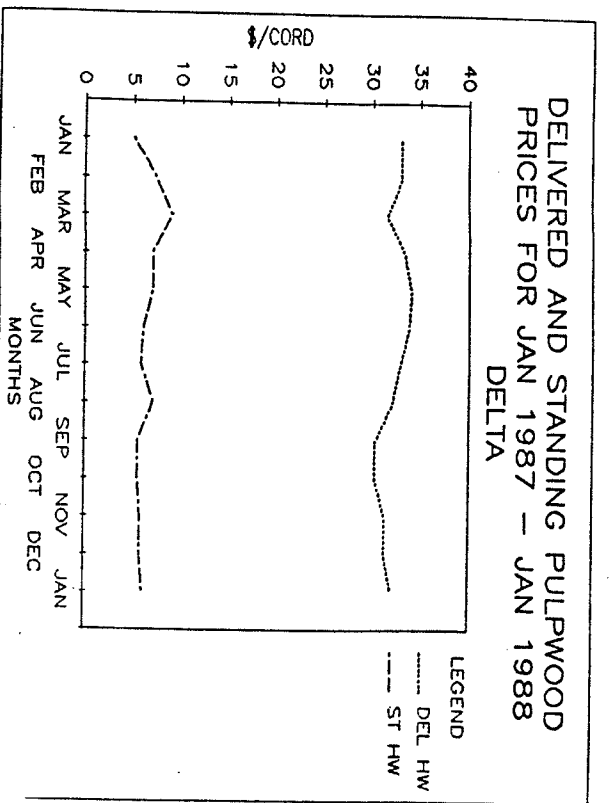
DELIVERED AND STANDING PULPWOOD  
PRICES FO JAN 1987 - JAN 1988  
SOUTH



DELIVERED AND STANDING PULPWOOD  
PRICES FOR JAN 1987 - JAN 1988  
CENTRAL



DELIVERED AND STANDING PULPWOOD  
PRICES FOR JAN 1987 - JAN 1988  
DELTA



MCES TIMBER PRICE REPORT

January 1988

STANDING TIMBER

	North		Central		South		Delta	
	Low-High	Average	Low-High	Average	Low-High	Average	Low-High	Average
Pine sawtimber	115-178	141	130-215	175	139-250	176	-	-
Chip-n-saw pine	26-32	29	23-40	31	-	-	-	-
Poles (pine)	-	-	-	-	-	-	-	-
Mixed hardwood sawtimber <sup>2</sup>	60-90	66.50	55-100	68**	40-66	50	-	-
Oak sawtimber	100-105	102	83-125	106**	-	-	160-180	169
Soft hardwood sawtimber <sup>3</sup>	-	-	-	-	-	-	-	-
Rare hardwood sawtimber <sup>4</sup>	-	-	-	-	-	-	-	-
Pine pulpwood	8-10	9	6-10	8.50	8-15	11.00	-	8.50*
Hardwood pulpwood	2-4.50	3.25**	2-5	4.25	4-11	7.00	5-7	6.00

DELIVERED PRICES<sup>5</sup>

	North		Central		South		Delta	
	Low-High	Average	Low-High	Average	Low-High	Average	Low-High	Average
Pine sawtimber	200-240	224	180-250	229	170-260	223**	-	-
Chip-n-saw pine	52-71	61.50	57-58.50	58	55-69	63.50	-	-
Poles (pine)	-	-	-	-	270-224	312	-	-
Mixed hardwood sawtimber <sup>2</sup>	140-165	155	135-160	150**	140-165	150	120-170	147
Oak sawtimber	160-175	168	180-250	210**	-	-	250-290	261
Other hardwood sawtimber	-	-	160-210	**	-	-	120-330	**
Pine pulpwood	31-40	35.50	31-35	32.75	34-38	35.50	-	40*
Hardwood pulpwood	27-36	30.50	27-33.5	29	26-33	28.00	30-33	32.00

<sup>1</sup>Prices reported are for timber market transactions during the previous 60-day period, sawtimber prices in \$/MBF Doyle, chip-n-saw and pulpwood prices in \$/cord.

<sup>2</sup>"Mixed Hardwoods" are mostly: Beech, Cottonwood, Willow, Elm, Gums, Locust, Hackberry, Magnolia Pecan, Hickory, Sycamore, Tupelo and Birch.

<sup>3</sup>"Soft Hardwoods" are mostly: Cottonwood, Willow, Poplar and Gum.

<sup>4</sup>"Rare Hardwoods" are mostly: Walnut, Cherry, Royal Paulownia, Persimmon, some species and grades of Cypress, certain prime grades of Cherrybark and White Oaks.

<sup>5</sup>Delivered prices are values given at the sawmill or pulpwood yard gate.

\*Only one price reported.

\*\*See Timber Market comments.

Bob Martin  
Bob Martin  
Extension Economist  
(601) 325-2515

Bob Daniels  
Bob Daniels  
Extension Forester  
(601) 325-3150