

## **RECENT SHRIMP DOCKSIDE PRICES IN THE GULF OF MEXICO STATES**

### **ABSTRACT**

In this issue, Dr. Posadas presents the nominal dockside prices of shrimp products in the Gulf of Mexico states since January 2018. This presentation compares nominal dockside prices by time period and count. The nominal dockside prices of shrimp products were very volatile during the pandemic. The dockside prices of count under 15, 15-20, and 21-25 rose during the pandemic, but the two smaller sizes declined in Dec. 2021. The dockside prices of 26-30, 30-35, 36-40, and 41-50 rose during the pandemic but fell starting Aug. 2021.

### **SUGGESTED CITATION:**

Posadas, Benedict C. Recent Shrimp Dockside Prices in the Gulf of Mexico States. Mississippi MarketMaker Newsletter, Vol. 12, No. 4. May 2, 2022. <http://extension.msstate.edu/newsletters/mississippi-marketmaker>.

### **ACKNOWLEDGEMENT**

This virtual presentation is a contribution of the Mississippi Agricultural and Forestry Experiment Station and the Mississippi State University Extension Service. This material is based upon work that is supported in part by the National Institute of Food and Agriculture, U.S. Department of Agriculture, Hatch project under accession number 081730 and NOAA (Office of Sea Grant, U.S. Dept. of Commerce, under Grant NA10OAR4170078, Mississippi Alabama Sea Grant Consortium).

## INTRODUCTION

- ❖ Fresh and frozen seafood sales in the U.S. expanded during the pandemic period.
- ❖ Fresh seafood sales in 2021 rose 4% compared to 2020 and 30.8% versus 2019, reaching \$7.1 billion.
- ❖ Frozen seafood sales in 2021 rose 2.8% compared to 2020 and 40.8% versus 2019, reaching \$7.2 billion.
- ❖ Source: <https://www.seafoodsource.com/>.

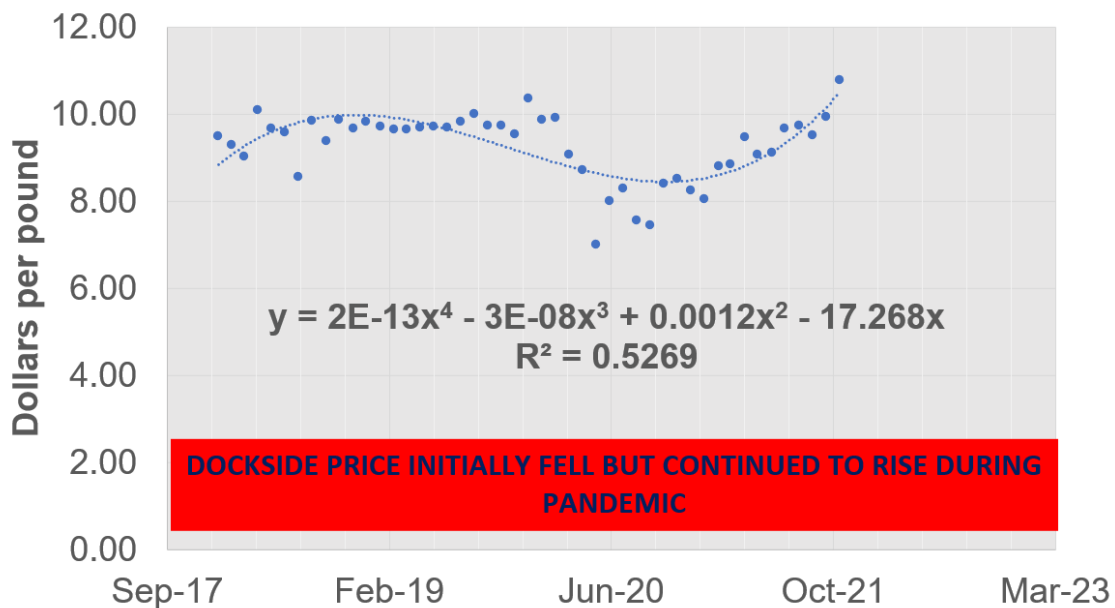
## METHODS

- ❖ NOAA Fisheries shrimp reports cover Gulf of Mexico states, including West Coast Florida, Alabama, Mississippi, Louisiana, and Texas.
- ❖ Nominal dockside prices are in \$/lb. The shrimp prices in this report are not yet deflated by any price index.
- ❖ The time period covers from Jan. 2018 to Dec. 2021.
- ❖ Covid-19 pandemic in the U.S. started in March 2020.
- ❖ Shrimp count includes under 15, 15-20, 21-25, 26-30, 31-35, 36-40 and 41-50 per pound.
- ❖ Due to the unavailability of dockside price data in other states during the period covered, only the Texas shrimp data are used in this report.
- ❖ The source of raw price data is NOAA Fisheries.  
<https://www.fisheries.noaa.gov/national/sustainable-fisheries/fishery-market-news>.

## DOCKSIDE PRICES OF UNDER 15 COUNT SHRIMP

- ❖ The nominal dockside price of shrimp under 15 count per pound was very volatile during the early pandemic.
- ❖ It started to fall during the early pandemic.
- ❖ But it continued to rise during the rest of the period under the pandemic.

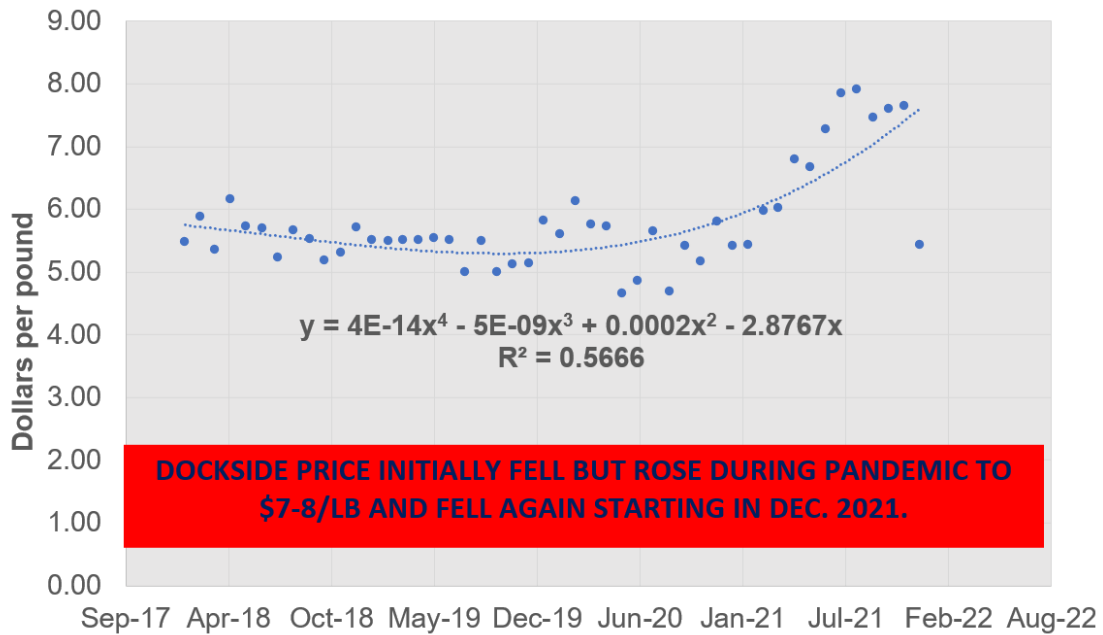
### SHRIMP DOCKSIDE PRICES, UNDER 15 PER POUND



## DOCKSIDE PRICES OF 15-20 COUNT SHRIMP

- ❖ The nominal dockside price of shrimp 15-20 count per pound was very volatile during the pandemic.
- ❖ It started to fall during the first year of the pandemic.
- ❖ It continued to rise during the second year of the pandemic.
- ❖ But it started to fall in Dec. 2021.

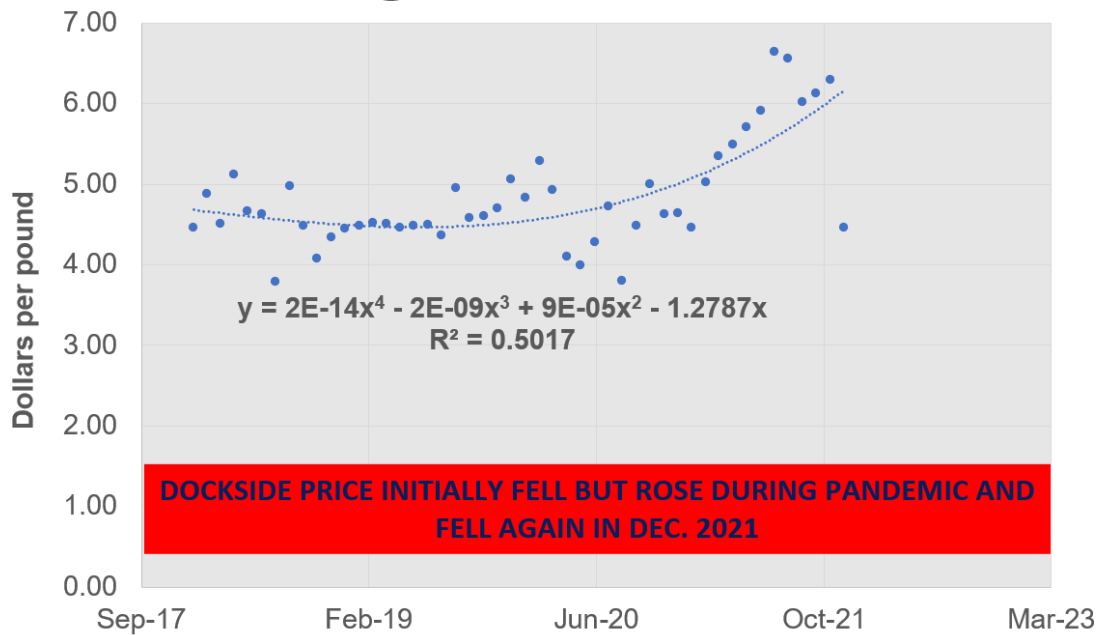
### SHRIMP DOCKSIDE PRICES, 15-20 PER POUND



## DOCKSIDE PRICES OF 21-25 COUNT SHRIMP

- ❖ The nominal dockside price of shrimp 21-25 count per pound was very volatile during the pandemic.
- ❖ It started to fall and then rise during the first year of the pandemic.
- ❖ It continued to rise during the second year of the pandemic.
- ❖ But it started to fall in Dec. 2021.

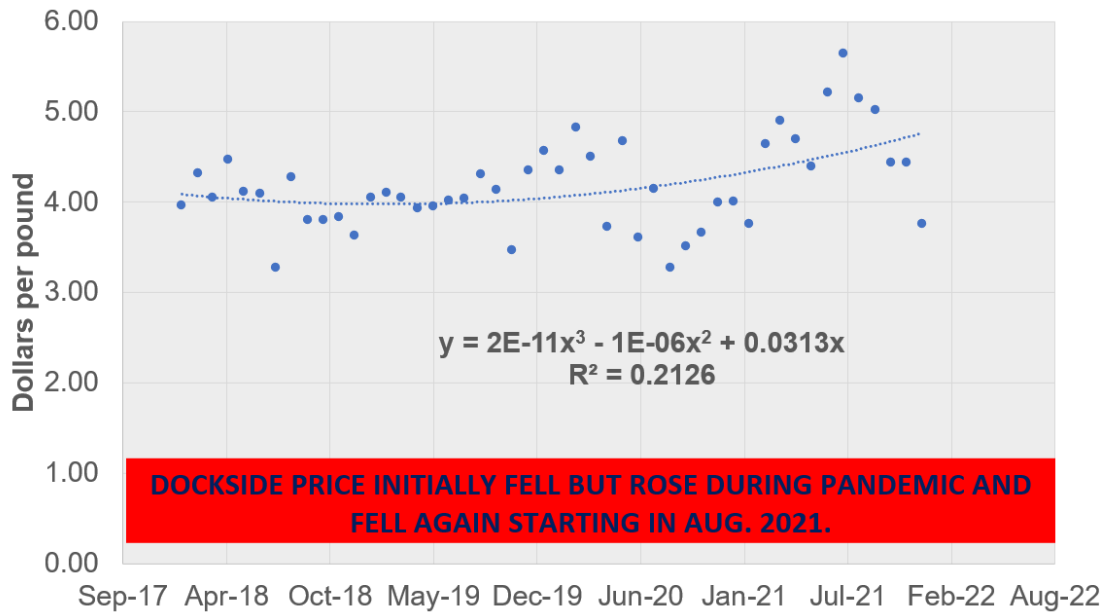
### SHRIMP DOCKSIDE PRICES, 21-25 PER POUND



## DOCKSIDE PRICES OF 26-30 COUNT SHRIMP

- ❖ The nominal dockside price of shrimp 26-30 count per pound, was very volatile during the pandemic.
- ❖ It started to rise and then fall during the first year of the pandemic.
- ❖ It continued to rise during the early part of the second year of the pandemic.
- ❖ But it started to fall in Aug. 2021.

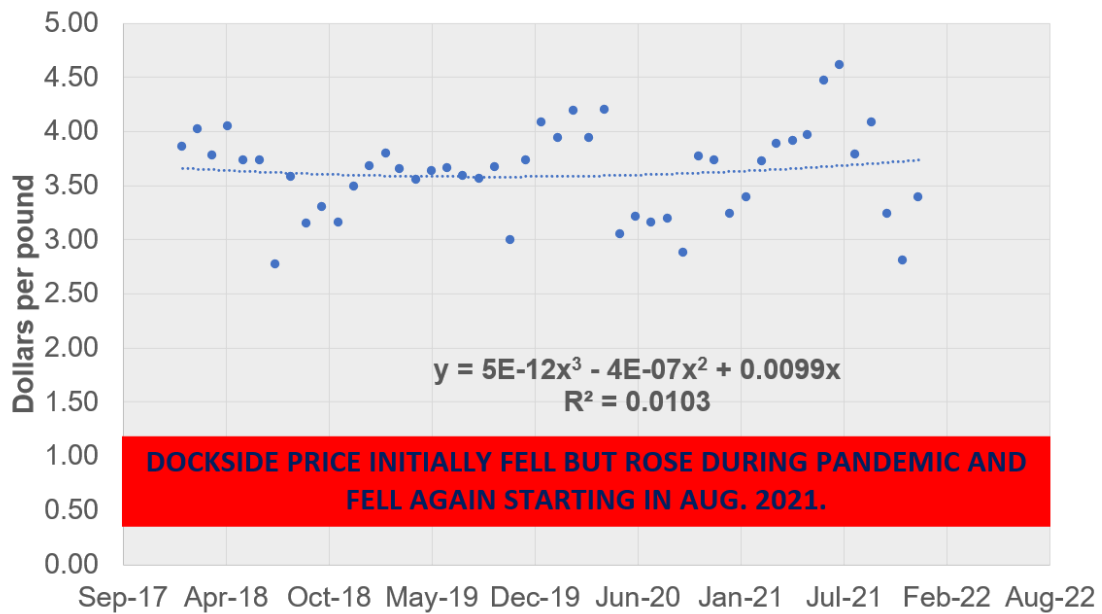
# SHRIMP DOCKSIDE PRICES, 26-30 PER POUND



## DOCKSIDE PRICES OF 31-35 COUNT SHRIMP

- ❖ The nominal dockside price of shrimp 31-35 count per pound was very volatile during the pandemic.
- ❖ It started to fall during the first year of the pandemic.
- ❖ It continued to rise during the early part of the second year of the pandemic.
- ❖ But it started to fall in Aug. 2021.

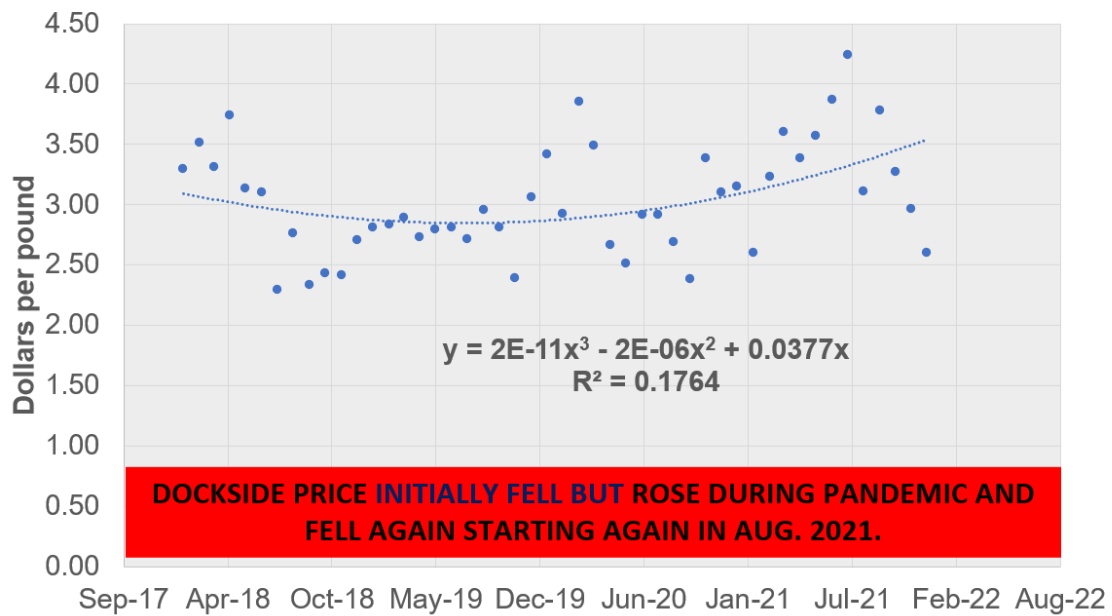
### SHRIMP DOCKSIDE PRICES, 31-35 PER POUND



## DOCKSIDE PRICES OF 36-40 COUNT SHRIMP

- ❖ The nominal dockside price of shrimp 36-40 count per pound was very volatile during the pandemic.
- ❖ It started to fall during the first year of the pandemic.
- ❖ It continued to rise during the early part of the second year of the pandemic.
- ❖ But it started to fall in Aug. 2021.

### SHRIMP DOCKSIDE PRICES, 36-40 PER POUND

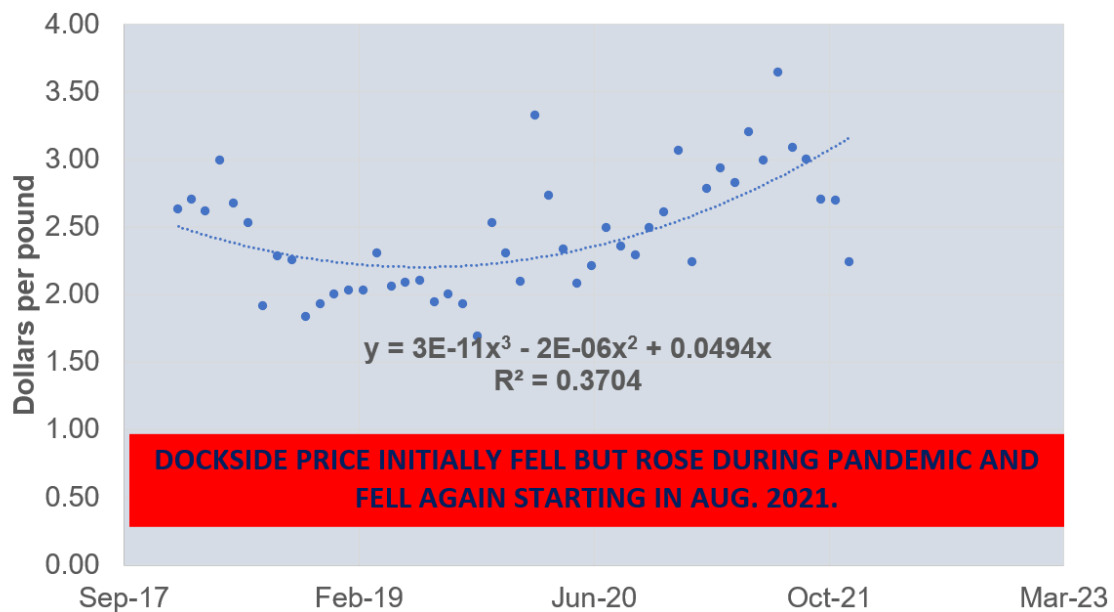




## DOCKSIDE PRICES OF 41-50 COUNT SHRIMP

- ❖ The nominal dockside price of shrimp 41-50 count per pound was very volatile during the pandemic.
- ❖ It started to fall and then rise during the first year of the pandemic.
- ❖ It continued to rise during the early part of the second year of the pandemic.
- ❖ But it started to fall in Aug. 2021.

### SHRIMP DOCKSIDE PRICES, 41-50 PER POUND



## SUMMARY OF DOCKSIDE SHRIMP PRICES

- ❖ The source of raw price data is NOAA Fisheries.  
<https://www.fisheries.noaa.gov/national/sustainable-fisheries/fishery-market-news>.
- ❖ The nominal dockside prices of shrimp products were very volatile during the pandemic.
- ❖ The dockside prices of count under 15, 15-20, and 21-25 rose during the pandemic, but the two smaller sizes declined starting in Dec. 2021.
- ❖ The dockside prices of count 26-30, 30-35, 36-40, and 41-50 rose during pandemic but fell starting Aug. 2021.

## MY ECONOMIC OUTREACH ON SEAFOOD MARKETING AND PRICES

- ❖ Posadas, B.C. Recent Shrimp Dockside Prices in the Gulf of Mexico States. Mississippi MarketMaker Newsletter, Vol. 12, No. 4. May 3, 2022.  
<http://extension.msstate.edu/newsletters/mississippi-marketmaker>.
- ❖ Posadas, B.C. Recent Shrimp Dockside Prices in the Gulf of Mexico States. Horticulture and Marine Economics Outreach. Apr. 18, 2022.  
<https://youtu.be/uBmffwme2wl>.
- ❖ Posadas, B.C. Impacts of the Global Pandemic on Prices of Catfish Products in U.S. Domestic Markets. Mississippi MarketMaker Newsletter, Vol. 12, No. 3. Apr. 6, 2022. <http://extension.msstate.edu/newsletters/mississippi-marketmaker>.
- ❖ Posadas, B.C. Price Outlook of U.S. Catfish Products. Horticulture and Marine Economics Outreach, Virtual Presentation. Apr. 5, 2022.  
<https://youtu.be/zMaCWy8hW3o>.
- ❖ Posadas, B.C. Impacts of the Global Pandemic on Prices of Major Mississippi Seafood Products. Mississippi MarketMaker Newsletter, Vol. 12, No. 2. Feb. 25, 2022). <http://extension.msstate.edu/newsletters/mississippi-marketmaker>.
- ❖ Posadas, B.C. Price Outlook of Mississippi Seafood Products. Producer Advisory Council Meeting. Poster presentation. Mississippi State University, Coastal

Research and Extension Center, Biloxi, Mississippi. Feb. 24, 2022.

- ❖ Posadas, B.C. Price Outlook of Mississippi Seafood Products. Horticulture and Marine Economics Outreach, Virtual Presentation. Feb. 4, 2022. [https://youtu.be/g\\_KxqMkSu-E](https://youtu.be/g_KxqMkSu-E).
- ❖ Posadas, B.C. Economic Impacts of the Global Covid-19 Pandemic on U.S. Retail Prices of Selected Shellfish Species. Mississippi MarketMaker Newsletter, Vol. 11, No. 1. Jan. 6, 2021. <http://extension.msstate.edu/newsletters/mississippi-marketmaker>.
- ❖ Posadas, B.C. Economic Impacts of the Global Covid-19 Pandemic on U.S. Retail Prices of Selected Shellfish Species. Horticulture and Marine Economics Outreach, Virtual Presentation. Jan. 5, 2021. <https://youtu.be/wAjneNeeXgs>.
- ❖ Posadas, B.C. Economic Impacts of the Global Covid-19 Pandemic on U.S. Retail Prices of Selected Fish Species. Mississippi MarketMaker Newsletter, Vol. 10, No. 11. Dec. 8, 2020. <http://extension.msstate.edu/newsletters/mississippi-marketmaker>.
- ❖ Posadas, B.C. Economic Impacts of the Global Covid-19 Pandemic on U.S. Retail Prices of Selected Fish Species. Horticulture and Marine Economics Outreach, Virtual Presentation. Dec. 8, 2020. <https://youtu.be/oiGPa4ThK60>.