

MISSISSIPPI Corn for Grain



HYBRID TRIALS, 2009



MISSISSIPPI AGRICULTURAL & FORESTRY EXPERIMENT STATION • MELISSA J. MIXON, INTERIM DIRECTOR

MISSISSIPPI STATE UNIVERSITY • MARK E. KEENUM, PRESIDENT • GREGORY A. BOHACH, VICE PRESIDENT

NOTICE TO USER

This Mississippi Agricultural and Forestry Experiment Station information bulletin is a summary of research conducted under project number MIS 1414 at locations shown on the map on the second page. It is intended for colleagues, cooperators, and sponsors. The interpretation of data presented in this report may change after additional experimentation. Information included is not to be construed as a recommendation for use or as an endorsement of a specific product by Mississippi State University or the Mississippi Agricultural and Forestry Experiment Station.

This report contains data generated as part of the Mississippi Agricultural and Forestry Experiment Station research program. Joint sponsorship by the organizations listed on pages 3-4 is gratefully acknowledged.

Trade names of commercial products used in this report are included only for clarity and understanding. All available names (i.e., trade names, chemical names, etc.) of products used in this research project are listed on pages 3-4.



**The Mississippi Corn Promotion Board provided funds
for publishing these hybrid trial results.**

Mississippi Corn for Grain Hybrid Trials, 2009

Brad Burgess

Operations Manager, Variety Testing
Mississippi State University

Frank Boykin

Operations Manager
Black Belt Branch Experiment Station

Dennis Rowe

Statistician
Mississippi State University

Sean Horton

Farm Manager
Delta Research and Extension Center

Art Smith

Area Extension Agronomic Crops Agent
Tunica County Extension Service

Billy Johnson

Senior Research Assistant
Coastal Plain Branch Experiment Station

Sammy Soignier

Facilities Coordinator
Brown Loam Branch Experiment Station

Erick Larson

Associate Professor
MSU Plant and Soil Sciences

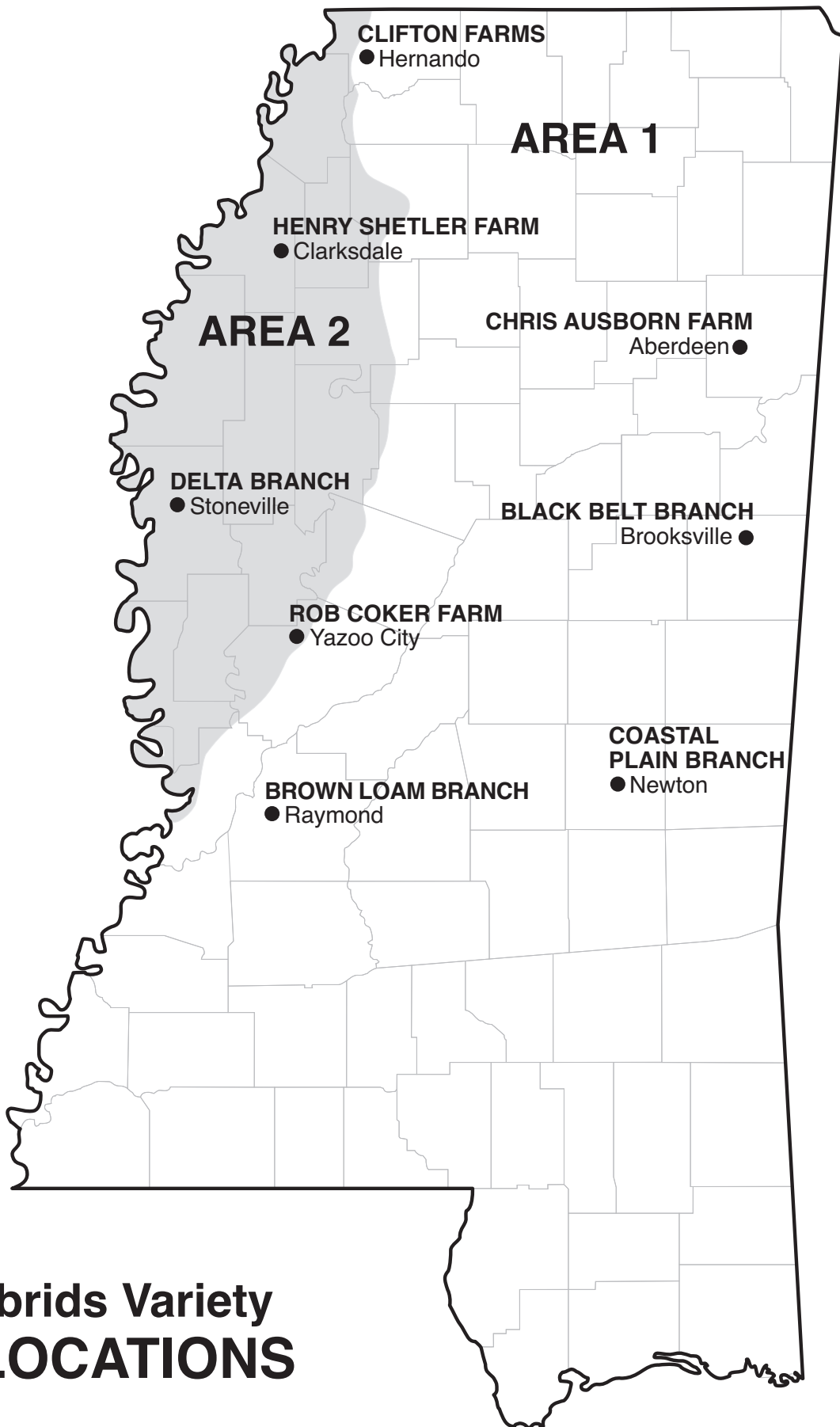
Charlie Stokes

Area Agronomy Agent
MSU Extension Service

Dennis Reginelli

Area Extension Agent
Noxubee County Extension Service

For more information, contact Brad Burgess at (662) 325-7784; email, Bburgess@pss.msstate.edu. Recognition is given to Jerry W. Nail, and Loyd B. Cooper, research technicians for the Variety Testing Program, for their assistance in packaging, planting, harvesting, and recording plot data. Statistical analyses and computing assistance were provided by Dr. Dennis Rowe, Experimental Statistics. This publication was prepared by Jimmie Cooper, office associate for MAFES Research Support Units. It was published by the Office of Agricultural Communications, a unit of the Mississippi State University Division of Agriculture, Forestry, and Veterinary Medicine. Our website address is: <http://msucares.com/crops/variety/index.html>



Corn Hybrids Variety TEST LOCATIONS

Mississippi Corn for Grain Hybrid Trials, 2009

PROCEDURE

Trials were conducted on Experiment Station land or on grower-cooperator fields in two geographical areas in Mississippi: Area I, located in the hill region of Mississippi (five dryland locations); and Area II, located in the Delta region of Mississippi (three irrigated locations) (see map). Commercial seed companies were given the opportunity to enter hybrids in either Area I or Area II or both.

Plots consisted of two 30-inch rows, 15 feet long. Weeds were controlled by cultivation and/or herbicides. Only herbicides currently registered for use on corn were used in these studies, with strict adherence to all label instructions.

All hybrids were treated with Poncho or Cruiser for seedling insect control. Experimental design was a randomized complete block with four replications at each location.

Seed of all entries were supplied by participating companies. All seed were packaged for planting at seeding rates suggested by the participating company and planted with a cone planter. Fertilizer was applied according to soil test recommendations. Plots in Area I were grown in dryland conditions, and plots in Area II were furrow irrigated, as necessary.

VARIABLES MEASURED IN THE CORN HYBRID TESTS

Yield: An Almaco SPC 40 plot combine was used to harvest the total area of each plot. Harvested grain was weighed, moisture was determined, and yields were converted to bushels per acre at 15.5% moisture.

Ear Height: Ear height is the distance from the soil to the highest ear-bearing node.

Harvest Population: Harvest population is a measure of the number of plants per acre, based on actual stand counts.

USE OF DATA TABLES AND SUMMARY STATISTICS

The yield potential of a given hybrid cannot be measured with complete accuracy. Consequently, replicate plots of all hybrids are evaluated for yield, and the yield of a given hybrid is estimated as the mean of all replicate plots of that hybrid. Yields vary somewhat from one replicate plot to another, which introduces a certain degree of error to the value. As a result, although the mean yields of some hybrids are numerically different, the two hybrids may not be significantly different from each other within the range of natural variation. That is, the ability to measure yield is not precise enough to determine what the small differences are, other than what might be observed purely by chance.

The least significant difference (LSD) is an estimate of the smallest difference between two hybrids that can be declared to be the result of something other than random variation in a particular trial. Consider the following example for a given trial:

Hybrid	Yield
A	90 bu/A
B	85 bu/A
C	81 bu/A
LSD	7 bu/A

The difference between hybrid A and hybrid B is 5 bu/A (i.e., $90 - 85 = 5$). This difference is smaller than the LSD (7 bu/A). Consequently, we would conclude

that hybrid A and hybrid B have the same yield potential, since we are unable to say that the observed difference did not occur purely due to chance. However, the difference between hybrid A and hybrid C is 9 bu/A (i.e., $90 - 81 = 9$), which is larger than the LSD (7 bu/A). We would therefore conclude that the yield potential of hybrid A is superior to that of hybrid C.

The coefficient of variation (CV) is a measure of the relative precision of a given trial and is used to compare the relative precision of different trials. The CV is generally considered an estimate of the amount of unexplained variation in a given trial. This unexplained variation can be the result of variation between plots with respect to soil type, fertility, insects, diseases, moisture stress, etc. Overall, as the CV increases, the precision of a given trial decreases.

The coefficient of determination (R^2) is another measure of the level of precision in a trial and is also used to compare the relative precision of different trials. The R^2 is a measure of the amount of variation that is explained, or accounted for, in a given trial. For example, an R^2 value of 90 percent indicates that 90 percent of the observed variation in the trial has been accounted for in the trial, with the remaining 10 percent being unaccounted for. The higher the R^2 value, the more precise the trial. The R^2 is generally considered a better measure of precision than the CV for comparison of different trials.

**Table 1. Characteristics provided by sponsoring companies
for corn hybrids entered in the Mississippi Corn for Grain Hybrid Trials, 2009.**

Company	Hybrid	Trait ¹	Planting rate (x1000)	Days to maturity
AgriGold Hybrids RR 1, Box 203 St. Francisville, IL 62460 618-943-5776	A6479VT3	VT3	32	112
	A6489VT3	VT3	32	112
	A6522BtRR	VT3	32	113
	A6533VT3	VT3	32	113
	A6632VT3	VT3	32	115
	A6633VT3	VT3	32	115
B-H Genetics 5933 FM1157 Ganado, TX 77962 832-344-6389	A6639VT3	VT3	32	116
	BH 8668VT3	RR/Bt	32	115
	BH 8895VT3	RR/Bt	32	117
	BH 8928VT3	RR/Bt	32	117
Belle Southern Hybrids P.O. Box 178 Fisher, AR 72429 870-579-2286	BH 9018VT3	RR/Bt	32	118
	BH 9078VT3	RR/Bt	32	118
	Belle 1457VT3	RR/Bt	30	114
	Belle 1545VT3	RR/YG	30	115
	Belle 1646VT3	RR/Bt	30	116
	Belle 1655VT3	RR/Bt	30	116
	Belle BX840VT3	RR/Bt	30	118
	Belle BX850VT3	RR/Bt	30	114
	Belle BX912VT3	RR/Bt	30	112
	Belle BX913CV	RR/Bt	30	113
	Belle BX921VT3	RR/Bt	30	112
Bio Gene Seeds 5477 Tri-County Hwy. Sardinia, OH 45171 937-444-6362	Belle BX951VT3	RR/Bt	30	115
	Belle BX990CV	RR/Bt	30	115
	Belle BX992CV	RR/Bt	30	116
Crop Production Services /Dyna-Gro Seed P.O. Box 7 Hollandale, MS 38748 662-827-9969	BG 83V08	RR/Bt	30	114
	BG 84V09	RR/Bt	30	114
	DG57K33	RR	30/32	114
	DG57K58	RR	30/32	115
	DG57N73	Conv.	30/32	115
	DG57N96	Conv.	30/32	114
	DG57P12	RR/Bt	30/32	115
	DG57V05	VT3	30/32	115
	DG57V21	VT3	30/32	115
	DG57V40	VT3	30/32	111
	DG57V44	VT3	30/32	112
	DG57V85	VT3	30/32	115
	DG57V98	VT3	30/32	111
	DG58K02	RR	30/32	119
	DG58K40	RR	30/32	117
	DG58P27	RR/Bt	30/32	119
	DG58P59	RR/Bt	30/32	116
	DG58P60	RR/Bt	30/32	120
	DG58V24	VT3	30/32	116
	DG58V50	VT3	30/32	120
	DG58V69	VT3	30/32	119
	DG58V72	VT3	30/32	120
	DG V52R76	RR	30/32	112
DG V5373VT3	VT3	30/32	113	
DG V5683VT3	VT3	30/32	116	
DG V57R86	RR	30/32	117	
DG V5783VT3	VT3	30/32	117	
DG V59R86	RR	30/32	119	
DG V6083VT3	VT3	30/32	120	
DG V6263VT3	VT3	30/32	121	
Croplan Genetics 1409 Deering Street Cleveland, MS 38732 901-233-9646	CPL 6150VT3	RR/Bt	28	111
	CPL 6818TS	RR/Bt	32	114
	CPL 6831TS	RR/Bt	32	112
	CPL 6986VT3	RR/Bt	32	113
	CPL 8702RR	RR	30	118
	CPL 8756VT3	RR/Bt	32	118

¹RR = Incorporates Roundup Ready Technology; LL, L = Incorporates Liberty Link Technology; Bt, CB, HX = Corn Borer Protection Technology; Conv. = Conventional. (E) = Experimental.

**Table 1 (continued). Characteristics provided by sponsoring companies
for corn hybrids entered in the Mississippi Corn for Grain Hybrid Trials, 2009.**

Company	Hybrid	Trait ¹	Planting rate (x1000)	Days to maturity
Crow's Hybrid Corn Co. P.O. Box 157 Kentland, IN 47951 270-519-9286	210-57VT3 Brand	RR/Bt	30	110
	210-61VT3 Brand	RR/Bt	30	110
	216-63VT3 Brand	RR/Bt	30	116
Fielder's Choice Direct 306 N. Main St. Monticello, IN 47960 574-870-9207	NG 6846	RR/Bt	30/32	115
	NG 6866	RR/Bt	30/32	116
	ND 6893	RR/Bt	30/32	117
Golden Acres Genetics P.O. Box 579 Buchanan Dam, TX 78609 512-793-5205	GA 26Y37	RR/Bt	32	115
	GA 26Z17	RR/Bt	32	115
	GA 27Z07	RR/Bt	32	117
	GA 28V87	RR/Bt	32	119
Merschman Seeds Inc. 103 Ave. D West Point, IA 52656 319-837-6111	M-314A-10	RR/Bt	32	114
	M-814B-10	RR/Bt	32	114
	M-816A-10	RR/Bt	32	116
	Stine 9806VT3	RR/Bt	32	114
Monsanto Company 800 N. Lindbergh Blvd. St. Louis, MO 63167 800-768-6387	DKC61-04	VT3	28/32	111
	DKC61-69	VT3	28/32	111
	DKC63-84	RR2/YGCB	28/32	113
	DKC64-47	RR2	28/32	114
	DKC64-79	VT3	28/32	114
	DKC66-94	RR2	28/32	116
	DKC67-23	RR2/YGCB	28/32	117
	DKC67-87	RR2/YGCB	28/32	117
	DKC68-06	RR2/YGCB	28/32	118
	DKC69-40	VT3	28/32	119
NK Syngenta Seeds 116 Greenbriar Drive West Monroe, LA 71291 318-372-3457	Garst 82R44-3000GT		30	117
	NK N68B CB/LL/RW		30	110
	NK N73N-3000GT		28	113
	NK N77P-3000GT		28	114
	NK N78B-CB/LL		30	115
	NK N78N-3000GT		30	115
Pioneer Hi-Bred Intl., Inc. 700 Blvd South, Suite 302 Huntsville, AL 35802 800-331-2475	31D59	HX1/LL/RR2	32	120
	31G71	HX1/LL/RR2	28	119
	31G96	HX1/LL/RR2	28/32	117
	31P42	HX1/LL/RR2	28/32	119
	32B34	HX1/LL/RR2	32	118
	33F87	HX1/LL/RR2	32	114
	33M57	HX1/LL/RR2	28/32	115
	33N58	HX1/LL/RR2	28/32	113
	P2023HR	HX1/LL/RR2	32	120
Terral Seed, Inc. P.O. Box 826 Lake Providence, LA 71254 318-559-2840	TV25BR23	RR/Bt	32	115
	TV25BR71	RR/Bt	30	115
	TV25R31	RR	30	115
	TV25TR29	VT3	32	115
	TV25TR59	VT3	32	115
	TV26BR41	RR/Bt	30	116
	TV26TR41	VT3	32	116
	TV27TR79	VT3	30	117
	Terral-REV 25HR39	HX1/LL/RR2	30	115
	Terral-REV 25HR49	HX1/LL/RR2	30	115
	Terral-REV 26HR50	HX1/LL/RR2	30	116
	Terral-REV 26R60	RR2	30	116
	Terral-REV 26HR70	HX1/LL/RR2	30	116
	Terral-REV 28HR20	HX1/LL/RR2	30	118
	Terral-REV 28R30	RR2	30	118

¹RR = Incorporates Roundup Ready Technology; LL, L, = Incorporates Liberty Link Technology; Bt, CB, HX = Corn Borer Protection Technology; Conv. = Conventional. (E) = Experimental.

Table 2. 2009 corn hybrid yield summary for dryland locations.

Brand	Hybrid number	Aberdeen	Brooksville	Hernando	Overall average
		<i>bu/A</i>	<i>bu/A</i>	<i>bu/A</i>	<i>bu/A</i>
AgriGold	A6479VT3	143.3	109.5	130.8	127.9
AgriGold	A6489VT3	162.0	120.6	134.1	138.9
AgriGold	A6522BtRR	138.9	113.6	121.7	124.7
AgriGold	A6533VT3	149.0	124.2	149.4	140.9
AgriGold	A6632VT3	143.8	111.0	93.6	116.1
AgriGold	A6633VT3	150.6	111.6	66.7	109.6
AgriGold	A6639VT3	143.9	119.8	125.3	129.7
Belle	Belle 1457VT3	141.4	91.4	114.2	115.7
Belle	Belle 1545VT3	149.2	136.2	97.3	127.6
Belle	Belle 1646VT3	139.9	133.8	102.3	125.3
Belle	Belle 1655VT3	149.3	145.8	101.6	132.2
Belle	Belle BX912VT3	143.3	119.3	124.2	128.9
Belle	Belle BX913CV	138.6	108.3	136.6	127.8
Belle	Belle BX921VT3	153.4	123.2	99.6	125.4
Belle	Belle BX951VT3	124.4	92.4	122.0	112.9
Belle	Belle BX990CV	139.9	112.6	125.7	126.1
Belle	Belle BX992CV	149.6	138.5	179.6	155.9
Bio Gene	BG 83V08	124.9	104.1	102.9	110.6
BioGene	BG 84V09	140.3	125.5	114.1	126.6
Croplan Genetics	CPL 6150VT3	146.4	98.0	99.3	114.6
Croplan Genetics	CPL 6818VT3	161.8	111.5	116.0	129.8
Croplan Genetics	CPL 6831TS	149.6	118.5	93.7	120.6
Croplan Genetics	CPL 6986VT3	137.8	137.3	126.5	133.9
Croplan Genetics	CPL 8702RR	157.0	137.5	96.1	130.2
Croplan Genetics	CPL 8756VT3	141.5	126.3	119.1	129.0
Crow's	210-57VT3 Brand	149.7	107.6	152.2	136.5
Crow's	210-61VT3 Brand	141.4	132.2	83.8	119.1
Crow's	216-63VT3 Brand	133.1	84.8	135.9	117.9
DEKALB	DKC61-04	127.5	103.2	133.8	121.5
DEKALB	DKC61-69	155.9	121.9	89.8	122.5
DEKALB	DKC63-84	174.4	127.7	131.5	144.5
DEKALB	DKC64-47	138.3	121.1	141.5	133.6
DEKALB	DKC66-94	161.8	122.6	85.1	123.2
DEKALB	DKC67-23	158.5	127.2	107.2	131.0
DEKALB	DKC67-87	152.0	149.0	153.5	151.5
DEKALB	DKC68-06	131.7	128.3	162.1	140.7
DEKALB	DKC69-40	140.4	136.3	132.7	136.5
Dyna-Gro	DG57K33	144.7	111.6	118.0	124.8
Dyna-Gro	DG57K58	138.5	115.9	113.7	122.7
Dyna-Gro	DG57N73	126.9	138.3	143.1	136.1
Dyna-Gro	DG57N96	148.9	128.5	101.9	126.4
Dyna-Gro	DG57P12	153.2	137.8	79.4	123.5
Dyna-Gro	DG57V05	140.1	110.1	65.5	105.2
Dyna-Gro	DG57V21	144.8	123.3	106.2	124.8
Dyna-Gro	DG57V40	143.7	101.9	135.0	126.9
Dyna-Gro	DG57V44	119.4	107.0	81.3	102.6
Dyna-Gro	DG57V85	145.3	120.8	103.3	123.1
Dyna-Gro	DG57V98	144.6	130.8	57.1	110.8
Dyna-Gro	DG58K02	161.5	149.6	157.5	156.2
Dyna-Gro	DG58K40	138.1	125.1	118.8	127.3
Dyna-Gro	DG58P27	160.4	148.0	95.1	134.5
Dyna-Gro	DG58P59	158.9	132.7	115.3	135.6
Dyna-Gro	DG58P60	168.3	150.5	92.0	136.9
Dyna-Gro	DG58V24	158.3	131.6	101.9	130.6
Dyna-Gro	DG58V50	180.9	137.6	124.8	147.8
Dyna-Gro	DG58V69	151.3	129.1	104.5	128.3
Dyna-Gro	DG58V72	160.6	131.7	133.4	141.9
Dyna-Gro	DG V52R76	144.4	97.3	117.0	119.6
Dyna-Gro	DG V5373VT3	159.5	140.3	96.2	132.0
Dyna-Gro	DG V5683VT3	188.0	180.1	69.9	146.0
Dyna-Gro	DG V5783VT3	131.2	124.8	115.4	123.8
Dyna-Gro	DG V57R86	104.5	100.9	119.3	108.2
Dyna-Gro	DG V59R86	161.5	103.9	80.9	115.4
Dyna-Gro	DG V6083VT3	165.6	128.0	79.5	124.4
Dyna-Gro	DG V6263VT3	159.9	138.9	104.9	134.6
Fielder's Choice	NG 6846	137.1	128.6	99.1	121.6
Fielder's Choice	NG 6866	122.5	111.9	115.6	116.7
Fielder's Choice	NG 6893	146.2	122.9	103.0	124.0
Golden Acres	GA26Y37	124.1	115.7	116.8	118.9
Golden Acres	GA26Z17	139.6	140.3	136.5	138.8

Table 2 (continued). 2009 corn hybrid yield summary for dryland locations.

Brand	Hybrid number	Aberdeen	Brooksville	Hernando	Overall average
		<i>bu/A</i>	<i>bu/A</i>	<i>bu/A</i>	<i>bu/A</i>
Golden Acres	GA27Z07	145.6	132.2	110.5	129.4
Golden Acres	GA28V87	163.7	146.0	117.6	142.4
NK Brand	N73N-3000GT	126.7	88.2	101.9	105.6
NK Brand	N77P-3000GT	130.3	112.0	139.7	127.3
NK Brand	N78B-CB/LL	150.0	136.6	103.7	130.1
Pioneer	31G71	164.1	143.9	69.2	125.7
Pioneer	31G96	175.5	159.8	131.3	155.5
Pioneer	31P42	168.0	110.8	134.0	137.6
Pioneer	33F87	151.5	114.1	108.7	124.8
Pioneer	33M57	147.9	142.7	98.7	129.8
Pioneer	33N58	173.2	155.9	101.6	143.6
Terral	TV25BR23	151.6	136.3	101.4	129.8
Terral	TV25BR71	156.1	148.3	102.9	135.8
Terral	TV25R31	166.5	138.8	112.1	139.1
Terral	TV25TR29	148.4	128.8	108.0	128.4
Terral	TV25TR59	161.1	155.5	124.1	146.9
Terral	TV26BR41	146.5	122.3	131.7	133.5
Terral	TV26TR41	156.9	121.3	132.7	137.0
Terral	TV27TR79	157.1	97.4	111.0	121.8
Terral-REV	Terral-REV 25HR39	150.0	130.7	147.1	142.6
Terral-REV	Terral-REV 25HR49	148.6	138.1	146.4	144.4
Terral-REV	Terral-REV 26HR50	149.2	150.4	113.2	137.6
Terral-REV	Terral-REV 26R60	145.7	121.1	95.5	120.8
Terral-REV	Terral-REV 26R70	157.6	147.2	82.5	129.1
Terral-REV	Terral-REV 28HR20	172.4	164.8	122.0	153.1
Terral-REV	Terral-REV 28R30	157.8	161.1	175.3	164.7
Mean		148.6	126.3	113.7	129.5
LSD(.10)		18.4	17.1	14.9	
Error degree of freedom		285	285	93	
CV (%)		10.6	11.6	11.3	
R ² (%)		52	72	88	

Table 3. Two-year corn hybrid yield summary for dryland locations.

Brand	Hybrid number	Aberdeen	Brooksville	Hernando	Overall average
		<i>bu/A</i>	<i>bu/A</i>	<i>bu/A</i>	<i>bu/A</i>
AgriGold	A6479VT3	148.4	99.5	130.8	126.2
AgriGold	A6489VT3	160.0	117.9	148.3	142.1
AgriGold	A6522BtRR	141.1	107.0	121.6	123.2
AgriGold	A6639VT3	135.9	101.3	122.7	120.0
Belle	Belle 1545VT3	154.5	116.7	113.2	128.1
Belle	Belle 1646VT3	149.2	115.0	113.9	126.0
Croplan Genetics	CPL 6150VT3	148.7	97.8	117.2	121.2
Croplan Genetics	CPL 6818VT3	158.2	98.6	130.2	129.0
Croplan Genetics	CPL 6831TS	152.1	104.0	112.5	122.9
DEKALB	DKC61-69	143.0	111.8	117.1	124.0
DEKALB	DKC67-23	152.9	108.3	122.5	127.9
DEKALB	DKC67-87	151.7	116.0	144.1	137.3
DEKALB	DKC69-40	141.4	123.1	124.8	129.8
Dyna-Gro	DG57K33	155.0	108.7	127.3	130.3
Dyna-Gro	DG57K58	154.0	104.6	125.7	128.1
Dyna-Gro	DG57N96	149.3	112.5	109.6	123.8
Dyna-Gro	DG57P12	149.6	117.2	106.8	124.5
Dyna-Gro	DG57V05	147.9	100.2	86.2	111.4
Dyna-Gro	DG57V21	139.1	105.0	118.0	120.7
Dyna-Gro	DG57V85	150.4	101.6	113.6	121.9
Dyna-Gro	DG58K02	160.8	123.9	138.1	140.9
Dyna-Gro	DG58K40	142.2	106.7	116.4	121.8
Dyna-Gro	DG58P27	157.8	118.2	106.5	127.5
Dyna-Gro	DG58P59	160.1	114.7	125.1	133.3
Dyna-Gro	DG58P60	164.1	117.4	121.7	134.4
Dyna-Gro	DG58V24	156.0	111.0	125.9	131.0
Golden Acres	GA27Z07	155.1	112.7	120.5	129.4
Pioneer	31G71	158.0	125.7	101.3	128.3

Table 3 (continued). Two-year corn hybrid yield summary for dryland locations.

Brand	Hybrid number	Aberdeen	Brooksville	Hernando	Overall average
		<i>bu/A</i>	<i>bu/A</i>	<i>bu/A</i>	<i>bu/A</i>
Pioneer	31G96	170.1	138.8	126.9	145.3
Pioneer	31P42	162.7	110.2	137.8	136.9
Pioneer	33M57	150.3	123.1	116.3	129.9
Pioneer	33N58	163.4	125.1	126.6	138.4
Terral	TV25BR23	153.4	111.8	121.3	128.8
Terral	TV25BR71	159.1	127.1	115.9	134.0
Terral	TV25R31	165.6	112.6	128.6	135.6
Terral	TV26BR41	153.3	104.7	136.8	131.6
Terral	TV26TR41	161.9	100.8	133.3	132.0
Overall Mean		153.4	112.2	121.8	129.1

Table 4. Three-year corn hybrid yield summary for dryland locations.

Brand	Hybrid number	Aberdeen	Brooksville	Hernando	Overall average
		<i>bu/A</i>	<i>bu/A</i>	<i>bu/A</i>	<i>bu/A</i>
AgriGold	A6639VT3	150.3	115.7	136.6	134.2
Belle	Belle 1545VT3	168.4	126.7	126.4	140.5
Belle	Belle 1646VT3	164.9	118.5	129.7	137.7
Croplan Genetics	CPL 6818VT3	165.5	112.1	141.4	139.7
Croplan Genetics	CPL 6831TS	165.2	116.8	128.5	136.8
DEKALB	DKC67-23	160.0	120.8	136.1	139.0
DEKALB	DKC67-87	158.9	128.5	156.2	147.9
Dyna-Gro	DG57K33	165.1	119.0	139.5	141.2
Dyna-Gro	DG57K58	170.6	117.6	137.0	141.7
Dyna-Gro	DG57N96	163.2	123.7	126.5	137.8
Dyna-Gro	DG57P12	161.6	125.0	124.7	137.1
Dyna-Gro	DG58K02	159.4	130.6	148.2	146.1
Dyna-Gro	DG58K40	145.4	114.4	130.9	130.2
Dyna-Gro	DG58P59	158.7	124.6	131.5	138.3
Dyna-Gro	DG58P60	165.6	124.5	135.2	141.8
Pioneer	31G71	161.5	132.4	123.4	139.1
Pioneer	31G96	172.6	136.4	138.6	149.2
Pioneer	33M57	151.6	126.1	132.2	136.6
Pioneer	33N58	176.0	130.4	142.3	149.6
Terral	TV25BR23	168.1	126.2	132.9	142.4
Terral	TV25BR71	173.7	131.5	129.3	144.8
Terral	TV25R31	177.3	125.1	137.6	146.7
Terral	TV26BR41	170.6	119.4	147.8	145.9
Overall Mean		164.1	123.7	135.3	141.1

Table 5. 2009 corn hybrid yield summary for irrigated locations.

Brand	Hybrid number	Clarksdale	Stoneville	Yazoo City	Overall average
		<i>bu/A</i>	<i>bu/A</i>	<i>bu/A</i>	<i>bu/A</i>
AgriGold	A6479VT3	155.7	228.0	192.6	192.1
AgriGold	A6489VT3	154.5	223.0	222.2	199.9
AgriGold	A6533VT3	172.3	241.0	222.6	212.0
AgriGold	A6632VT3	181.2	233.2	214.8	209.7
AgriGold	A6633VT3	177.3	243.7	190.4	203.8
AgriGold	A6639VT3	151.5	216.7	206.6	191.6
Belle	Belle 1457VT3	149.4	223.1	204.5	192.3
Belle	Belle 1545VT3	174.8	205.4	208.0	196.1
Belle	Belle 1646VT3	144.4	221.7	209.8	192.0
Belle	Belle 1655VT3	157.6	227.1	216.4	200.4
Belle	Belle BX840VT3	173.7	198.3	213.7	195.2
Belle	Belle BX850VT3	169.7	229.7	201.0	200.1
Belle	Belle BX912VT3	158.5	211.8	200.9	190.4
Belle	Belle BX913CV	140.1	218.2	199.0	185.8

Table 5 (continued). 2009 corn hybrid yield summary for irrigated locations.

Brand	Hybrid number	Clarksdale	Stoneville	Yazoo City	Overall average
		<i>bu/A</i>	<i>bu/A</i>	<i>bu/A</i>	<i>bu/A</i>
Belle	Belle BX921VT3	157.4	212.3	198.7	189.5
Belle	Belle BX951VT3	123.1	201.2	185.0	169.8
Belle	Belle BX990CV	164.8	230.3	228.1	207.7
Belle	Belle BX992CV	186.9	237.6	192.8	205.8
B-H Genetics	BH 8668VT3	155.4	230.7	214.9	200.3
B-H Genetics	BH 8895VT3	165.2	230.1	212.3	202.5
B-H Genetics	BH 8928VT3	157.3	212.8	211.1	193.7
B-H Genetics	BH 9018VT3	136.2	198.1	240.6	191.6
B-H Genetics	BH 9078VTE	145.0	240.2	228.7	204.6
Croplan Genetics	CPL 6150VT3	149.7	202.7	187.9	180.1
Croplan Genetics	CPL 6818VT3	166.4	219.6	218.2	201.4
Croplan Genetics	CPL 6831TS	178.5	214.3	219.0	203.9
Croplan Genetics	CPL 6986VT3	153.0	233.1	194.0	193.4
Croplan Genetics	CPL 8702RR	146.9	214.5	192.6	184.7
Croplan Genetics	CPL 8756VT3	154.6	244.6	207.4	202.2
DEKALB	DKC61-04	146.5	228.9	201.0	192.1
DEKALB	DKC61-69	156.4	236.8	213.9	202.4
DEKALB	DKC63-84	170.6	224.7	224.9	206.7
DEKALB	DKC64-47	154.3	227.1	196.2	192.5
DEKALB	DKC64-79	177.6	234.7	210.7	207.7
DEKALB	DKC66-94	180.8	222.5	222.1	208.5
DEKALB	DKC67-23	165.1	225.0	205.8	198.6
DEKALB	DKC67-87	167.8	234.2	206.7	202.9
DEKALB	DKC68-06	150.2	193.2	205.1	182.8
Dyna-Gro	DG57K33	171.5	218.2	205.9	198.5
Dyna-Gro	DG57K58	142.4	230.8	213.1	195.4
Dyna-Gro	DG57N73	169.1	247.6	236.9	217.9
Dyna-Gro	DG57N96	165.1	227.0	212.4	201.5
Dyna-Gro	DG57P12	172.1	228.4	200.9	200.5
Dyna-Gro	DG57V05	163.3	240.7	210.6	204.9
Dyna-Gro	DG57V21	163.3	209.5	204.2	192.3
Dyna-Gro	DG57V40	153.9	214.3	202.3	190.2
Dyna-Gro	DG57V44	141.2	209.8	187.9	179.6
Dyna-Gro	DG57V85	167.0	236.9	216.8	206.9
Dyna-Gro	DG57V98	142.9	225.0	194.3	187.4
Dyna-Gro	DG58K02	157.3	231.3	205.3	198.0
Dyna-Gro	DG58K40	166.3	211.9	197.3	191.8
Dyna-Gro	DG58P27	172.2	221.0	209.6	200.9
Dyna-Gro	DG58P59	157.4	223.2	200.7	193.8
Dyna-Gro	DG58P60	175.0	221.9	213.4	203.4
Dyna-Gro	DG58V24	142.8	235.4	206.6	194.9
Dyna-Gro	DG58V50	162.6	227.6	202.6	197.6
Dyna-Gro	DG58V69	162.9	228.8	203.9	198.5
Dyna-Gro	DG58V72	182.5	228.7	207.3	206.2
Dyna-Gro	DG V52R76	156.5	202.9	202.9	187.4
Dyna-Gro	DG V5373VT3	170.7	219.3	205.0	198.3
Dyna-Gro	DG V5683VT3	187.4	239.3	213.5	213.4
Dyna-Gro	DG V5783VT3	144.8	235.1	201.2	193.7
Dyna-Gro	DG V57R86	120.3	191.7	158.3	156.8
Dyna-Gro	DG V59R86	151.7	213.5	225.1	196.8
Dyna-Gro	DG V6083VT3	166.7	232.2	229.4	209.4
Dyna-Gro	DG V6263VT3	171.5	230.2	212.4	204.7
Fielder's Choice	NG 6846	173.6	204.0	191.2	189.6
Fielder's Choice	NG 6866	166.7	238.2	209.1	204.7
Fielder's Choice	NG 6893	161.5	225.0	188.9	191.8
Garst	82R44-3000GT	188.6	236.1	234.1	219.6
Golden Acres	GA26Z17	145.5	214.2	214.6	191.4
Golden Acres	GA27Z07	159.4	227.6	205.0	197.3
Golden Acres	GA28V87	191.8	226.3	207.2	208.4
Merschman	M-314A-10	156.8	220.6	212.2	196.5
Merschman	M-814B-10	173.2	218.4	203.9	198.5
Merschman	M-816A	187.3	249.5	214.4	217.1
NK Brand	N68B-CB/LL/RW	163.1	258.5	189.0	203.5
NK Brand	N78N-3000GT	157.3	246.0	189.2	197.5
Pioneer	31D59	160.7	249.6	214.4	208.2
Pioneer	31G96	142.7	244.3	192.4	193.1
Pioneer	31P42	167.5	245.8	194.7	202.7
Pioneer	32B34	143.0	243.5	225.7	204.1
Pioneer	33M57	171.9	234.8	214.7	207.1
Pioneer	33N58	159.0	244.5	201.9	201.8
Pioneer	P2023HR	158.1	266.4	217.3	213.9

Table 5 (continued). 2009 corn hybrid yield summary for irrigated locations.

Brand	Hybrid number	Clarksdale	Stoneville	Yazoo City	Overall average
		<i>bu/A</i>	<i>bu/A</i>	<i>bu/A</i>	<i>bu/A</i>
Stine	Stine 9806VT3	163.8	214.8	173.5	184.0
Terral	TV25BR23	141.9	226.5	203.3	190.6
Terral	TV25BR71	174.4	226.2	185.3	195.3
Terral	TV25R31	167.6	231.3	225.1	208.0
Terral	TV25TR29	167.1	220.7	218.4	202.1
Terral	TV25TR59	184.9	223.3	206.4	204.9
Terral	TV26BR41	165.2	215.9	193.8	191.6
Terral	TV26TR41	160.6	221.3	195.4	192.4
Terral	TV27TR79	149.6	229.5	209.0	196.0
Terral-REV	Terral-REV 25HR39	153.8	253.9	236.8	214.8
Terral-REV	Terral-REV 25HR49	119.2	213.2	214.8	182.4
Terral-REV	Terral-REV 26HR50	148.0	273.4	254.0	225.1
Terral-REV	Terral-REV 26R60	164.3	229.8	215.4	203.2
Terral-REV	Terral-REV 26R70	169.0	236.4	232.6	212.7
Terral-REV	Terral-REV 28HR20	163.2	241.3	197.7	200.7
Terral-REV	Terral-REV 28R30	179.0	260.4	230.8	223.4
Overall Mean		161.2	227.5	208.0	198.9
LSD (.10)		42.3	21.4	21.6	
Error degrees of freedom		300	300	300	
CV (%)		12.1	8.1	8.9	
R ² (%)		68	48	47	

Table 6. Two-year corn hybrid yield summary for irrigated locations.

Brand	Hybrid number	Stoneville	Yazoo City	Overall average
		<i>bu/A</i>	<i>bu/A</i>	<i>bu/A</i>
AgriGold	A6479VT3	207.5	183.9	195.7
AgriGold	A6489VT3	201.8	196.5	199.2
AgriGold	A6632VT3	207.8	175.0	191.4
AgriGold	A6633VT3	210.4	163.7	187.1
Belle	Belle 1545VT3	185.7	183.3	184.5
Belle	Belle 1646VT3	195.8	190.5	193.2
B-H Genetics	BH 8895VT3	202.9	187.7	195.3
Croplan Genetics	CPL 6150VT3	187.8	183.3	185.6
Croplan Genetics	CPL 6818VT3	196.2	173.1	184.7
Croplan Genetics	CPL 6831TS	192.4	195.1	193.8
DEKALB	DKC61-69	206.8	184.2	195.5
DEKALB	DKC64-79	202.1	186.1	194.1
DEKALB	DKC67-23	211.1	185.9	198.5
DEKALB	DKC67-87	209.5	189.8	199.7
Dyna-Gro	DG57K33	194.8	190.8	192.8
Dyna-Gro	DG57K58	202.2	187.6	194.9
Dyna-Gro	DG57N96	195.9	184.4	190.2
Dyna-Gro	DG57P12	202.2	184.1	193.2
Dyna-Gro	DG57V05	205.3	185.0	195.2
Dyna-Gro	DG57V21	187.8	175.2	181.5
Dyna-Gro	DG57V85	203.5	187.7	195.6
Dyna-Gro	DG58K02	200.7	190.8	195.8
Dyna-Gro	DG58K40	189.9	173.7	181.8
Dyna-Gro	DG58P27	197.9	190.9	194.4
Dyna-Gro	DG58P59	202.3	176.1	189.2
Dyna-Gro	DG58P60	197.9	193.6	195.8
Dyna-Gro	DG58V24	204.7	185.5	195.1
Golden Acres	GA26Z17	195.8	178.9	187.4
Pioneer	31G96	224.3	189.5	206.9
Pioneer	31P42	221.6	184.3	203.0
Pioneer	33M57	213.0	187.6	200.3
Pioneer	33N58	215.2	185.2	200.2
Terral	TV25BR23	204.8	174.7	189.8
Terral	TV25BR71	193.6	195.7	194.7
Terral	TV25R31	202.7	197.0	199.9
Terral	TV26BR41	192.1	176.3	184.2
Terral	TV26TR41	199.2	181.4	190.3
Overall Mean		201.8	184.7	193.2

Table 7. Three-year corn hybrid yield summary for irrigated locations.

Brand	Hybrid number	Stoneville	Yazoo City	Overall average
		<i>bu/A</i>	<i>bu/A</i>	<i>bu/A</i>
AgriGold	A6633VT3	217.5	181.7	199.6
Belle	Belle 1545VT3	200.9	197.7	199.3
Belle	Belle 1646VT3	208.6	205.7	207.2
Croplan Genetics	CPL 6818VT3	209.1	198.0	203.6
Croplan Genetics	CPL 6831TS	207.7	203.0	205.4
DEKALB	DKC67-23	211.6	195.5	203.6
DEKALB	DKC67-87	224.7	200.8	212.8
Dyna-Gro	DG57K33	208.1	208.1	208.1
Dyna-Gro	DG57K58	215.6	201.7	208.7
Dyna-Gro	DG57N96	208.7	201.9	205.3
Dyna-Gro	DG57P12	213.6	195.6	204.6
Dyna-Gro	DG58K02	205.5	205.5	205.5
Dyna-Gro	DG58K40	213.4	188.0	200.7
Dyna-Gro	DG58P59	218.7	192.3	205.5
Dyna-Gro	DG58P60	214.5	203.6	209.1
Pioneer	31G96	233.6	206.7	220.2
Pioneer	33M57	219.1	199.3	209.2
Pioneer	33N58	224.3	200.9	212.6
Terral	TV25BR23	215.1	191.0	203.1
Terral	TV25BR71	202.7	211.6	207.2
Terral	TV25R31	209.6	207.9	208.8
Terral	TV26BR41	209.6	197.9	203.8
Overall Mean		213.3	199.7	206.5

Table 8. Results from 96 corn hybrids grown without irrigation on a Collins silt loam soil near Hernando, DeSoto County, 2009.¹

Brand name	Hybrid number	2009 yield	2-year average	3-year average	Ear height	Moisture content	Harvested population (x1000)
		<i>bu/A</i>	<i>bu/A</i>	<i>bu/A</i>	<i>in</i>	<i>%</i>	
Belle	Belle BX992CV	179.6	—	—	32	21.9	25
Terral-REV	Terral-REV 28R30	175.3	—	—	37	22.2	28
DEKALB	DKC68-06	162.1	—	—	26	20.3	23
Dyna-Gro	DG58K02	157.5	138.1	148.2	36	20.5	28
DEKALB	DKC67-87	153.5	144.1	156.2	33	22.4	28
Crow's	210-57VT3 Brand	152.2	—	—	35	17.9	25
AgriGold	A6533VT3	149.4	—	—	28	19.3	28
Terral-REV	Terral-REV 25HR39	147.1	—	—	36	19.1	32
Terral-REV	Terral-REV 25HR49	146.4	—	—	35	20.7	30
Dyna-Gro	DG57N73	143.1	—	—	34	17.7	29
DEKALB	DKC64-47	141.5	—	—	20	16.7	29
NK Brand	N77P-3000GT	139.7	—	—	28	17.7	25
Belle	Belle BX913CV	136.6	—	—	27	17.1	28
Golden Acres	GA26Z17	136.5	—	—	28	18.6	25
Crow's	216-63VT3 Brand	135.9	—	—	30	18.9	26
Dyna-Gro	DG57V40	135.0	—	—	28	16.2	25
AgriGold	A6489VT3	134.1	148.3	—	32	20.1	25
Pioneer	31P42	134.0	137.8	—	34	19.1	26
DEKALB	DKC61-04	133.8	—	—	26	16.4	28
Dyna-Gro	DG58V72	133.4	—	—	35	17.5	26
DEKALB	DKC69-40	132.7	124.8	—	36	18.1	30
Terral	TV26TR41	132.7	133.3	—	32	19.9	28
Terral	TV26BR41	131.7	136.8	147.8	34	18.6	30
DEKALB	DKC63-84	131.5	—	—	32	18.0	26
Pioneer	31G96	131.3	126.9	138.6	41	18.4	28
AgriGold	A6479VT3	130.8	130.8	—	28	19.0	25
Croplan Genetics	CPL 6986VT3	126.5	—	—	30	16.6	30
Belle	Belle BX990CV	125.7	—	—	26	17.5	23
AgriGold	A6639VT3	125.3	122.7	136.6	23	28.2	28
Dyna-Gro	DG58V50	124.8	—	—	38	18.7	29
Belle	Belle BX912VT3	124.2	—	—	20	16.3	25
Terral	TV25TR59	124.1	—	—	32	20.3	25
Belle	Belle BX951VT3	122.0	—	—	34	17.5	32
Terral-REV	Terral-REV 28HR20	122.0	—	—	30	17.0	26
AgriGold	A6522BtRR	121.7	121.6	—	26	18.6	32
Dyna-Gro	DG V57R86	119.3	—	—	24	19.7	26
Croplan Genetics	CPL 8756VT3	119.1	—	—	36	23.5	31
Dyna-Gro	DG58K40	118.8	116.4	130.9	33	18.3	28
Dyna-Gro	DG57K33	118.0	127.3	139.5	28	19.7	26
Golden Acres	GA28V87	117.6	—	—	36	19.6	30
Dyna-Gro	DG V52R76	117.0	—	—	30	17.1	25
Golden Acres	GA26Y37	116.8	—	—	30	18.2	27
Croplan Genetics	CPL 6818VT3	116.0	130.2	141.4	32	17.8	31
Fielder's Choice	NG 6866	115.6	—	—	26	18.7	25
Dyna-Gro	DG V5783VT3	115.4	—	—	28	17.9	28
Dyna-Gro	DG58P59	115.3	125.1	131.5	29	17.8	26
Belle	Belle 1457VT3	114.2	—	—	28	17.8	31
BioGene	BG 84V09	114.1	—	—	23	19.8	26
Dyna-Gro	DG57K58	113.7	125.7	137.0	32	18.9	32
Terral-REV	Terral-REV 26HR50	113.2	—	—	26	20.9	29
Terral	TV25R31	112.1	128.6	137.6	36	18.1	25
Terral	TV27TR79	111.0	—	—	36	20.2	26
Golden Acres	GA27Z07	110.5	120.5	—	28	14.9	31
Pioneer	33F87	108.7	—	—	30	16.8	31
Terral	TV25TR29	108.0	—	—	28	18.4	28
DEKALB	DKC67-23	107.2	122.5	136.1	31	17.0	22
Dyna-Gro	DG57V21	106.2	118.0	—	28	16.4	29
Dyna-Gro	DG V6263VT3	104.9	—	—	36	17.1	28
Dyna-Gro	DG58V69	104.5	—	—	33	19.3	26
NK Brand	N78B-CB/LL	103.7	—	—	30	18.3	26
Dyna-Gro	DG57V85	103.3	113.6	—	34	16.2	28
Fielder's Choice	NG 6893	103.0	—	—	31	16.3	29
Bio Gene	BG 83V08	102.9	—	—	34	17.9	32
Terral	TV25BR71	102.9	115.9	129.3	22	21.2	26
Belle	Belle 1646VT3	102.3	113.9	129.7	28	16.1	26
Dyna-Gro	DG57N96	101.9	109.6	126.5	30	20.1	26

¹Planted April 24; harvested September 29.

Table 8 (continued). Results from 96 corn hybrids grown without irrigation on a Collins silt loam soil near Hernando, DeSoto County, 2009.¹

Brand name	Hybrid number	2009 yield	2-year average	3-year average	Ear height	Moisture content	Harvested population (x1000)
		<i>bu/A</i>	<i>bu/A</i>	<i>bu/A</i>	<i>in</i>	<i>%</i>	
Dyna-Gro	DG58V24	101.9	125.9	—	33	18.5	30
NK Brand	N73N-3000GT	101.9	—	—	26	18.4	23
Belle	Belle 1655VT3	101.6	—	—	32	19.0	25
Pioneer	33N58	101.6	126.6	142.3	23	21.3	30
Terral	TV25BR23	101.4	121.3	132.9	28	19.6	28
Belle	Belle BX921VT3	99.6	—	—	27	17.4	26
Croplan Genetics	CPL 6150VT3	99.3	117.2	—	32	17.2	31
Fielder's Choice	NG 6846	99.1	—	—	28	16.8	29
Pioneer	33M57	98.7	116.3	132.2	28	16.2	26
Belle	Belle 1545VT3	97.3	113.2	126.4	27	18.9	27
Dyna-Gro	DG V5373VT3	96.2	—	—	32	17.5	27
Croplan Genetics	CPL 8702RR	96.1	—	—	28	21.0	25
Terral-REV	Terral-REV 26R60	95.5	—	—	28	17.2	31
Dyna-Gro	DG58P27	95.1	106.5	—	30	19.3	26
Croplan Genetics	CPL 6831TS	93.7	112.5	128.5	32	19.3	26
AgriGold	A6632VT3	93.6	—	—	33	17.4	26
Dyna-Gro	DG58P60	92.0	121.7	135.2	33	16.9	28
DEKALB	DKC61-69	89.8	117.1	—	28	16.2	25
DEKALB	DKC66-94	85.1	—	—	26	16.1	28
Crow's	210-61VT3 Brand	83.8	—	—	24	17.1	26
Terral-REV	Terral-REV 26HR70	82.5	—	—	33	18.7	26
Dyna-Gro	DG57V44	81.3	—	—	28	18.0	29
Dyna-Gro	DG V59R86	80.9	—	—	27	21.3	26
Dyna-Gro	DG V6083VT3	79.5	—	—	34	18.5	32
Dyna-Gro	DG57P12	79.4	106.8	124.7	27	16.9	30
Dyna-Gro	DG V5683VT3	69.9	—	—	30	17.7	27
Pioneer	31G71	69.2	101.3	123.4	32	17.0	29
AgriGold	A6633VT3	66.7	—	—	24	16.1	27
Dyna-Gro	DG57V05	65.5	86.2	—	26	16.1	27
Dyna-Gro	DG57V98	57.1	—	—	28	16.0	25
Overall mean		113.7	121.8	135.3			
LSD (.10)		14.9					
Error degrees of freedom		93					
CV (%)		11.3					
R ² (%)		88					

¹Planted April 24; harvested September 29.

MAFES BLACK BELT BRANCH, BROOKSVILLE

Crop Summary

This location was planted into a well-prepared seedbed with adequate moisture. Plots emerged quickly to a suitable stand. An extremely wet month of May, followed by drought stress during June, reduced plant growth and development considerably. All plots were harvested in a timely manner, avoiding the late-September rains.

Soil type	Brooksville silty clay
Soil pH	6.7
Soil fertility	P=M, K=M
Fertilizer added	Preplant — 13-13-13 @ 300 lb/A Sidedress — N @ 200 lb/A
Herbicide application	Preemergence — Dual II Magnum @ 1 pt/A, Atrazine @ 1.5 qt/A, Callisto @ 3 oz/A, and Roundup Powermax @ 22 oz/A on April 9 Layby — Atrazine @ 8 oz/A and Callisto @ 3 oz/A on May 22
Previous crop	Soybeans
Planting date	April 9
Harvest date	September 8

Rainfall Summary

	Inches
April	2.96
May	9.22
June	2.88
July	6.11
August	3.05
September	9.69
Total	33.91

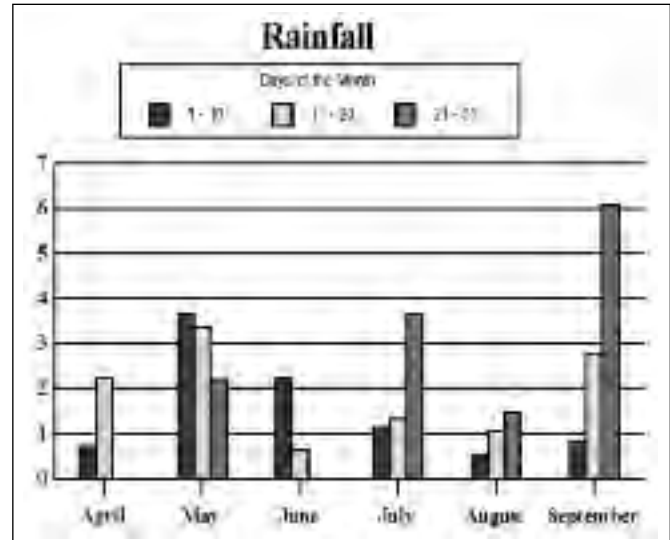


Table 9. Results from 96 corn hybrids grown without irrigation on a Brooksville silty clay soil at the MAFES Black Belt Branch, Brooksville, 2009.¹

Brand name	Hybrid number	2009 yield	2-year average	3-year average	Ear height	Moisture content	Harvested population (x1000)
		<i>bu/A</i>	<i>bu/A</i>	<i>bu/A</i>	<i>in</i>	<i>%</i>	
Dyna-Gro	DG V5683VT3	180.1	—	—	34	22.1	30
Terral-REV	Terral-REV 28HR20	164.8	—	—	32	22.3	33
Terral-REV	Terral-REV 28R30	161.1	—	—	31	28.2	31
Pioneer	31G96	159.8	138.8	136.4	31	22.5	32
Pioneer	33N58	155.9	125.1	130.4	30	20.7	26
Terral	TV25TR59	155.5	—	—	28	24.4	29
Dyna-Gro	DG58P60	150.5	117.4	124.5	35	25.1	30
Terral-REV	Terral-REV 26HR50	150.4	—	—	21	26.0	30
Dyna-Gro	DG58K02	149.6	123.9	130.6	35	24.8	32
DEKALB	DKC67-87	149.0	116.0	128.5	33	23.4	27
Terral	TV25BR71	148.3	127.1	131.5	29	24.2	30
Dyna-Gro	DG58P27	148.0	118.2	—	29	20.4	28
Terral-REV	Terral-REV 26R70	147.2	—	—	34	21.6	30
Golden Acres	GA28V87	146.0	—	—	26	20.7	35
Belle	Belle 1655VT3	145.8	—	—	33	22.1	32
Pioneer	31G71	143.9	125.7	132.4	33	20.4	29
Pioneer	33M57	142.7	123.1	126.1	24	23.3	28
Dyna-Gro	DG V5373VT3	140.3	—	—	31	22.9	31
Golden Acres	GA26Z17	140.3	—	—	28	25.5	32
Dyna-Gro	DG V6263VT3	138.9	—	—	35	26.9	29
Terral	TV25R31	138.8	112.6	125.1	27	24.4	24
Belle	Belle BX992CV	138.5	—	—	29	21.9	28
Dyna-Gro	DG57N73	138.3	—	—	33	21.6	33
Terral-REV	Terral-REV 25HR49	138.1	—	—	29	22.1	32
Dyna-Gro	DG57P12	137.8	117.2	125.0	28	23.1	32
Dyna-Gro	DG58V50	137.6	—	—	34	26.7	31
Croplan Genetics	CPL 8702RR	137.5	—	—	33	22.1	28
Croplan Genetics	CPL 6986VT3	137.3	—	—	34	20.8	34
NK Brand	N78B-CB/LL	136.6	—	—	26	24.7	30
DEKALB	DKC69-40	136.3	123.1	—	23	22.6	26
Terral	TV25BR23	136.3	111.8	126.2	29	23.2	29
Belle	Belle 1545VT3	136.2	116.7	126.7	28	23.1	33
Belle	Belle 1646VT3	133.8	115.0	118.5	29	22.8	28
Dyna-Gro	DG58P59	132.7	114.7	124.6	30	21.2	31
Crow's	210-61VT3 Brand	132.2	—	—	28	22.5	27
Golden Acres	GA27Z07	132.2	112.7	—	24	19.1	30
Dyna-Gro	DG58V72	131.7	—	—	23	20.1	30
Dyna-Gro	DG58V24	131.6	111.0	—	27	24.3	34
Dyna-Gro	DG57V98	130.8	—	—	29	19.8	25
Terral-REV	Terral-REV 25HR39	130.7	—	—	34	21.3	31
Dyna-Gro	DG58V69	129.1	—	—	36	25.6	31
Terral	TV25TR29	128.8	—	—	30	21.4	33
Fielder's Choice	NG 6846	128.6	—	—	29	20.4	28
Dyna-Gro	DG57N96	128.5	112.5	123.7	28	21.3	27
DEKALB	DKC68-06	128.3	—	—	24	22.5	28
Dyna-Gro	DG V6083VT3	128.0	—	—	37	25.0	28
DEKALB	DKC63-84	127.7	—	—	23	19.9	28
DEKALB	DKC67-23	127.2	108.3	120.8	30	23.0	27
Croplan Genetics	CPL 8756VT3	126.3	—	—	34	24.9	34
BioGene	BG 84V09	125.5	—	—	30	21.3	26
Dyna-Gro	DG58K40	125.1	106.7	114.4	34	22.1	27
Dyna-Gro	DG V5783VT3	124.8	—	—	30	21.5	31
AgriGold	A6533VT3	124.2	—	—	25	20.4	32
Dyna-Gro	DG57V21	123.3	105.0	—	26	23.0	29
Belle	Belle BX921VT3	123.2	—	—	21	19.7	31
Fielder's Choice	NG 6893	122.9	—	—	30	22.7	27
DEKALB	DKC66-94	122.6	—	—	22	20.3	25
Terral	TV26BR41	122.3	104.7	119.4	24	25.4	26
DEKALB	DKC61-19	121.9	111.8	—	23	17.6	26
Terral	TV26TR41	121.3	100.8	—	29	23.3	24
DEKALB	DKC64-47	121.1	—	—	21	19.0	31
Terral-REV	Terral-REV 26R60	121.1	—	—	26	24.0	27
Dyna-Gro	DG57V85	120.8	101.6	—	33	20.8	30
AgriGold	A6489VT3	120.6	117.9	—	27	21.6	30
AgriGold	A6639VT3	119.8	101.3	115.7	23	20.6	29
Belle	Belle BX912VT3	119.3	—	—	22	19.5	31

¹Planted April 9; harvested September 8.

Table 9 (continued). Results from 96 corn hybrids grown without irrigation on a Brooksville silty clay soil at the MAFES Black Belt Branch, Brooksville, 2009.¹

Brand name	Hybrid number	2009 yield	2-year average	3-year average	Ear height	Moisture content	Harvested population (x1000)
		<i>bu/A</i>	<i>bu/A</i>	<i>bu/A</i>	<i>in</i>	%	
Croplan Genetics	CPL 6831TS	118.5	104.0	116.8	25	23.2	28
Dyna-Gro	DG57K58	115.9	104.6	117.6	34	23.2	30
Golden Acres	GA26Y37	115.7	—	—	24	21.8	27
Pioneer	33F87	114.1	—	—	26	21.3	26
AgriGold	A6522BtRR	113.6	107.0	—	24	20.0	27
Belle	Belle BX990CV	112.6	—	—	30	21.2	27
NK Brand	N77P-3000GT	112.0	—	—	24	23.0	31
Fielder's Choice	NG 6866	111.9	—	—	27	21.9	34
AgriGold	A6633VT3	111.6	—	—	26	20.7	26
Dyna-Gro	DG57K33	111.6	108.7	119.0	20	22.5	27
Croplan Genetics	CPL 6818VT3	111.5	98.6	112.1	25	22.3	34
AgriGold	A6632VT3	111.0	—	—	24	24.6	23
Pioneer	31P42	110.8	110.2	—	35	21.1	28
Dyna-Gro	DG57V05	110.1	100.2	—	32	21.8	29
AgriGold	A6479VT3	109.5	99.5	—	29	19.5	33
Belle	Belle BX913CV	108.3	—	—	20	18.3	33
Crow's	210-57VT3 Brand	107.6	—	—	24	18.8	31
Dyna-Gro	DG57V44	107.0	—	—	21	20.6	29
Bio Gene	BG 83V08	104.1	—	—	28	21.0	28
Dyna-Gro	DG V59R86	103.9	—	—	30	20.8	26
DEKALB	DKC61-04	103.2	—	—	25	19.8	30
Dyna-Gro	DG57V40	101.9	—	—	21	19.2	31
Dyna-Gro	DG V57R86	100.9	—	—	28	21.7	26
Croplan Genetics	CPL 6150VT3	98.0	97.8	—	21	18.2	30
Terral	TV27TR79	97.4	—	—	35	24.8	30
Dyna-Gro	DG V52R76	97.3	—	—	22	19.0	25
Belle	Belle BX951VT3	92.4	—	—	18	19.5	29
Belle	Belle 1457VT3	91.4	—	—	21	22.0	29
NK Brand	N73N-3000GT	88.2	—	—	29	19.7	26
Crow's	216-63VT3 Brand	84.8	—	—	21	18.9	29
Overall mean		126.3	112.2	123.7			
LSD (.10)		17.1					
Error degrees of freedom		285					
CV (%)		11.6					
R ² (%)		72					

¹Planted April 9; harvested September 8.

CHRIS AUSBORN FARM, ABERDEEN

Crop Summary

This location was planted at an optimum planting date and was able to establish an acceptable stand before heavy May rainfall. A drought period between late June and early July did reduce yields slightly. Significant rainfall during the month of September delayed harvest, but all plots were harvested without any problems.

Soil type	Houston clay
Soil pH	7.1
Soil fertility	P=M; K=H
Fertilizer added	Preplant — Poultry litter @ 1.5 T/A Sidedress — N @ 175 lb/A
Herbicide application	Preemergence — Dual II Magnum @ 1 pt/A, Atrazine @ 1 qt/A, Callisto @ 3 oz/A, and Roundup Powermax @ 22 oz/A on April 9 Postemergence — Atrazine @ 2 qt/A and Accent @ 0.5 oz/A on May 28
Previous crop	Soybeans
Planting date	April 9
Harvest date	September 30

Rainfall Summary

	Inches
April	3.80
May	10.90
June	3.00
July	3.63
August	3.10
September	7.55
Total	31.98

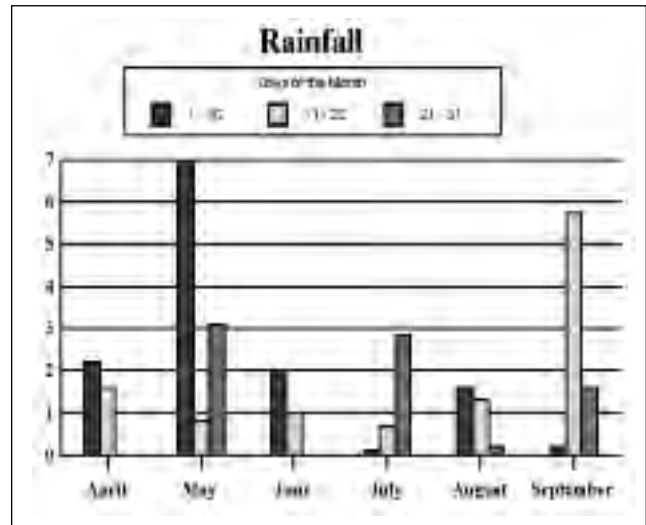


Table 10. Results from 96 corn hybrids grown without irrigation on a Houston clay soil near Aberdeen, Monroe County, 2009.¹

Brand name	Hybrid number	2009 yield	2-year average	3-year average	Ear height	Moisture content	Harvested population (x1000)
		<i>bu/A</i>	<i>bu/A</i>	<i>bu/A</i>	<i>in</i>	%	
Dyna-Gro	DG V5683VT3	188.0	—	—	38	17.7	32
Dyna-Gro	DG58V50	180.9	—	—	32	18.8	29
Pioneer	31G96	175.5	170.1	172.6	38	17.8	30
DEKALB	DKC63-84	174.4	—	—	30	16.9	29
Pioneer	33N58	173.2	163.4	176.0	28	18.4	28
Terral-REV	Terral-REV 28HR20	172.4	—	—	35	19.0	32
Dyna-Gro	DG58P60	168.3	164.1	165.6	32	18.9	29
Pioneer	31P42	168.0	162.7	—	34	17.7	28
Terral	TV25R31	166.5	165.6	177.3	32	19.1	27
Dyna-Gro	DG V6083VT3	165.6	—	—	38	19.9	31
Pioneer	31G71	164.1	158.0	161.5	32	17.6	29
Golden Acres	GA28V87	163.7	—	—	33	18.0	34
AgriGold	A6489VT3	162.0	160.0	—	26	18.0	27
Croplan Genetics	CPL 6818VT3	161.8	158.2	165.5	24	19.2	29
DEKALB	DKC66-94	161.8	—	—	26	18.2	29
Dyna-Gro	DG58K02	161.5	160.8	159.4	34	18.8	30
Dyna-Gro	DG V59R86	161.5	—	—	32	18.5	31
Terral	TV25TR59	161.1	—	—	32	19.0	31
Dyna-Gro	DG58V72	160.6	—	—	26	16.8	32
Dyna-Gro	DG58P27	160.4	157.8	—	33	18.5	29
Dyna-Gro	DG V6263VT3	159.9	—	—	36	19.0	28
Dyna-Gro	DG V5373VT3	159.5	—	—	28	17.6	32
Dyna-Gro	DG58P59	158.9	160.1	158.7	33	17.0	29
DEKALB	DKC67-23	158.5	152.9	160.0	30	18.2	28
Dyna-Gro	DG58V24	158.3	156.0	—	36	17.5	29
Terral-REV	Terral-REV 28R30	157.8	—	—	36	19.6	30
Terral-REV	Terral-REV 26R70	157.6	—	—	34	17.4	31
Terral	TV27TR79	157.1	—	—	42	20.0	32
Croplan Genetics	CPL 8702RR	157.0	—	—	36	17.7	31
Terral	TV26TR41	156.9	161.9	—	30	17.9	28
Terral	TV25BR71	156.1	159.1	173.7	32	17.8	29
DEKALB	DKC61-69	155.9	143.0	—	28	16.6	29
Belle	Belle BX921VT3	153.4	—	—	40	17.5	31
Dyna-Gro	DG57P12	153.2	149.6	161.6	32	17.9	29
DEKALB	DKC67-87	152.0	151.7	158.9	36	18.5	28
Terral	TV25BR23	151.6	153.4	168.1	29	17.3	25
Pioneer	33F87	151.5	—	—	24	18.6	28
Dyna-Gro	DG58V69	151.3	—	—	35	19.7	28
AgriGold	A6633VT3	150.6	—	—	21	17.9	28
NK Brand	N78B-CB/LL	150.0	—	—	30	18.4	29
Terral-REV	Terral-REV 25HR39	150.0	—	—	38	19.4	26
Crow's	210-57VT3 Brand	149.7	—	—	26	17.0	32
Belle	Belle BX992CV	149.6	—	—	35	18.1	33
Croplan Genetics	CPL 6831TS	149.6	152.1	165.2	28	19.3	32
Belle	Belle 1655VT3	149.3	—	—	32	18.1	29
Belle	Belle 1545VT3	149.2	154.5	168.4	30	20.2	29
Terral-REV	Terral-REV 26HR50	149.2	—	—	32	18.0	28
AgriGold	A6533VT3	149.0	—	—	27	17.2	32
Dyna-Gro	DG57N96	148.9	149.3	163.2	32	17.1	29
Terral-REV	Terral-REV 25HR49	148.6	—	—	36	18.7	32
Terral	TV25TR29	148.4	—	—	30	17.0	32
Pioneer	33M57	147.9	150.3	151.6	24	18.8	29
Terral	TV26BR41	146.5	153.3	170.6	30	17.9	28
Croplan Genetics	CPL 6150VT3	146.4	148.7	—	26	17.8	29
Fielder's Choice	NG 6893	146.2	—	—	30	19.1	28
Terral-REV	Terral-REV 26R60	145.7	—	—	30	19.0	31
Golden Acres	GA27Z07	145.6	155.1	—	32	17.1	28
Dyna-Gro	DG57V85	145.3	150.4	—	27	17.1	31
Dyna-Gro	DG57V21	144.8	139.1	—	26	17.9	32
Dyna-Gro	DG57K33	144.7	155.0	165.1	24	17.1	31
Dyna-Gro	DG57V98	144.6	—	—	30	17.5	29
Dyna-Gro	DG V52R76	144.4	—	—	28	16.5	29
AgriGold	A6639VT3	143.9	135.9	150.3	24	18.1	28
AgriGold	A6632VT3	143.8	—	—	24	18.2	28
Dyna-Gro	DG57V40	143.7	—	—	26	16.5	28
AgriGold	A6479VT3	143.3	148.4	—	26	17.6	31

¹Planted April 9; harvested September 30.

Table 10 (continued). Results from 96 corn hybrids grown without irrigation on a Houston clay soil near Aberdeen, Monroe County, 2009.¹

Brand name	Hybrid number	2009 yield	2-year average	3-year average	Ear height	Moisture content	Harvested population (x1000)
		<i>bu/A</i>	<i>bu/A</i>	<i>bu/A</i>	<i>in</i>	%	
Belle	Belle BX912VT3	143.3	—	—	33	16.8	30
Croplan Genetics	CPL 8756VT3	141.5	—	—	40	20.1	31
Belle	Belle 1457VT3	141.4	—	—	30	17.7	31
Crow's	210-61VT3 Brand	141.4	—	—	30	17.4	28
DEKALB	DKC69-40	140.4	141.4	—	30	19.2	31
BioGene	BG 84V09	140.3	—	—	24	16.9	30
Dyna-Gro	DG57V05	140.1	147.9	—	28	17.6	31
Belle	Belle 1646VT3	139.9	149.2	164.9	32	17.0	28
Belle	Belle BX990CV	139.9	—	—	32	19.4	28
Golden Acres	GA26Z17	139.6	—	—	26	18.0	31
AgriGold	A6522BtRR	138.9	141.1	—	26	17.9	30
Belle	Belle BX913CV	138.6	—	—	24	17.3	32
Dyna-Gro	DG57K58	138.5	154.0	170.6	30	17.3	28
DEKALB	DKC64-47	138.3	—	—	26	17.7	29
Dyna-Gro	DG58K40	138.1	142.2	145.4	35	18.5	30
Croplan Genetics	CPL 6986VT3	137.8	—	—	37	17.9	31
Fielder's Choice	NG 6846	137.1	—	—	26	17.1	25
Crow's	216-63VT3 Brand	133.1	—	—	28	18.3	26
DEKALB	DKC68-06	131.7	—	—	28	18.0	25
Dyna-Gro	DG V5783VT3	131.2	—	—	30	18.7	31
NK Brand	N77P-3000GT	130.3	—	—	24	18.0	31
DEKALB	DKC61-04	127.5	—	—	30	17.5	28
Dyna-Gro	DG57N73	126.9	—	—	32	17.8	26
NK Brand	N73N-3000GT	126.7	—	—	30	16.5	26
Bio Gene	BG 83V08	124.9	—	—	32	17.7	29
Belle	Belle BX951VT3	124.4	—	—	30	18.2	30
Golden Acres	GA26Y37	124.1	—	—	33	16.7	32
Fielder's Choice	NG 6866	122.5	—	—	26	18.0	29
Dyna-Gro	DG57V44	119.4	—	—	32	16.6	29
Dyna-Gro	DG V57R86	104.5	—	—	30	18.8	26
Overall mean		148.6	153.4	164.1			
LSD (.10)		18.4					
Error degrees of freedom		285					
CV (%)		10.6					
R ² (%)		52					

¹Planted April 9; harvested September 30.

Table 11. Results from 101 corn hybrids grown with furrow irrigation on a Forestdale silt loam soil near Clarksdale, Coahoma County, 2009.¹

Brand name	Hybrid number	2009 yield	2-year average²	3-year average²	Ear height	Moisture content	Harvested population (x1000)
		<i>bu/A</i>	<i>bu/A</i>	<i>bu/A</i>	<i>in</i>	<i>%</i>	
Golden Acres	GA28V87	191.8	—	—	36	18.3	35
Garst	82R44-3000GT	188.6	—	—	32	17.4	33
Dyna-Gro	DG V5683VT3	187.4	—	—	36	16.3	34
Merschman	M-816A	187.3	—	—	36	17.5	33
Belle	Belle BX992CV	186.9	—	—	30	17.6	31
Terral	TV25TR59	184.9	—	—	29	18.8	32
Dyna-Gro	DG58V72	182.5	—	—	28	16.3	34
AgriGold	A6632VT3	181.2	—	—	24	17.9	34
DEKALB	DKC66-94	180.8	—	—	30	16.5	34
Terral-REV	Terral-REV 28R30	179.0	—	—	25	18.1	31
Croplan Genetics	CPL 6831TS	178.5	—	—	24	20.5	32
DEKALB	DKC64-79	177.6	—	—	26	18.1	34
AgriGold	A6633VT3	177.3	—	—	24	19.4	33
Dyna-Gro	DG58P60	175.0	—	—	36	22.5	31
Belle	Belle 1545VT3	174.8	—	—	28	20.3	32
Terral	TV25BR71	174.4	—	—	28	21.7	30
Belle	Belle BX840VT3	173.7	—	—	32	18.2	32
Fielder's Choice	NG 6846	173.6	—	—	30	16.1	30
Merschman	M-814B-10	173.2	—	—	30	15.8	34
AgriGold	A6533VT3	172.3	—	—	24	17.5	33
Dyna-Gro	DG58P27	172.2	—	—	32	21.5	30
Dyna-Gro	DG57P12	172.1	—	—	32	19.1	32
Pioneer	33M57	171.9	—	—	32	17.4	34
Dyna-Gro	DG57K33	171.5	—	—	32	19.1	34
Dyna-Gro	DG V6263VT3	171.5	—	—	36	19.6	32
Dyna-Gro	DG V5373VT3	170.7	—	—	32	18.0	34
DEKALB	DKC63-84	170.6	—	—	26	15.9	33
Belle	Belle BX850VT3	169.7	—	—	30	16.3	30
Dyna-Gro	DG57N73	169.1	—	—	30	16.8	30
Terral-REV	Terral-REV 26HR70	169.0	—	—	29	16.7	34
DEKALB	DKC67-87	167.8	—	—	36	16.8	31
Terral	TV25R31	167.6	—	—	30	22.0	32
Pioneer	31P42	167.5	—	—	28	18.7	33
Terral	TV25TR29	167.1	—	—	26	17.9	33
Dyna-Gro	DG57V85	167.0	—	—	33	17.7	29
Fielder's Choice	NG 6866	166.7	—	—	30	16.5	30
Dyna-Gro	DG V6083VT3	166.7	—	—	35	17.6	34
Croplan Genetics	CPL 6818VT3	166.4	—	—	28	17.0	32
Dyna-Gro	DG58K40	166.3	—	—	32	19.2	32
B-H Genetics	BH 8895VT3	165.2	—	—	26	19.4	32
Terral	TV26BR41	165.2	—	—	25	19.9	31
Dyna-Gro	DG57N96	165.1	—	—	30	18.4	34
DEKALB	DKC67-23	165.1	—	—	27	18.7	33
Belle	Belle BX990CV	164.8	—	—	30	17.3	32
Terral-REV	Terral-REV 26R60	164.3	—	—	30	16.5	32
Stine	Stine 9806VT3	163.8	—	—	28	19.7	31
Dyna-Gro	DG57V05	163.3	—	—	28	19.2	31
Dyna-Gro	DG57V21	163.3	—	—	26	21.8	31
Terral-REV	Terral-REV 28HR20	163.2	—	—	32	18.6	32
NK Brand	N68B-CB/LL/RW	163.1	—	—	26	16.3	32
Dyna-Gro	DG58V69	162.9	—	—	34	17.8	31
Dyna-Gro	DG58V50	162.6	—	—	36	22.7	32
Fielder's Choice	NG 6893	161.5	—	—	29	17.0	30
Pioneer	31D59	160.7	—	—	26	19.0	34
Terral	TV26TR41	160.6	—	—	26	19.5	31
Golden Acres	GA27Z07	159.4	—	—	30	19.2	33
Pioneer	33N58	159.0	—	—	29	16.3	30
Belle	Belle BX912VT3	158.5	—	—	26	18.0	32
Pioneer	P2023HR	158.1	—	—	30	17.8	30
Belle	Belle 1655VT3	157.6	—	—	36	18.5	30
Belle	Belle BX921VT3	157.4	—	—	32	16.5	31
Dyna-Gro	DG58P59	157.4	—	—	30	18.3	32
B-H Genetics	BH 8928VT3	157.3	—	—	24	16.1	30
Dyna-Gro	DG58K02	157.3	—	—	30	22.5	31
NK Brand	N78N-3000GT	157.3	—	—	28	18.4	32

¹Planted April 24; harvested September 10.

²No 2- and 3-year averages.

Table 11 (continued). Results from 101 corn hybrids grown with furrow irrigation on a Forestdale silt loam soil near Clarksdale, Coahoma County, 2009.¹

Brand name	Hybrid number	2009 yield	2-year average ²	3-year average ²	Ear height	Moisture content	Harvested population (x1000)
		<i>bu/A</i>	<i>bu/A</i>	<i>bu/A</i>	<i>in</i>	<i>%</i>	
Merschman	M-314A-10	156.8	—	—	30	18.7	33
Dyna-Gro	DG V52R76	156.5	—	—	32	16.0	32
DEKALB	DKC61-19	156.4	—	—	26	15.5	31
AgriGold	A6479VT3	155.7	—	—	31	16.3	31
B-H Genetics	BH 8668VT3	155.4	—	—	31	16.0	32
Croplan Genetics	CPL 8756VT3	154.6	—	—	38	17.4	33
AgriGold	A6489VT3	154.5	—	—	26	16.8	33
DEKALB	DKC64-47	154.3	—	—	32	15.9	32
Dyna-Gro	DG57V40	153.9	—	—	28	18.1	32
Terral-REV	Terral-REV 25HR39	153.8	—	—	30	16.3	30
Croplan Genetics	CPL 6986VT3	153.0	—	—	26	16.3	31
Dyna-Gro	DG V59R86	151.7	—	—	34	17.4	33
AgriGold	A6639VT3	151.5	—	—	28	16.8	33
DEKALB	DKC68-06	150.2	—	—	30	18.1	33
Croplan Genetics	CPL 6150VT3	149.7	—	—	26	15.6	29
Terral	TV27TR79	149.6	—	—	38	16.9	34
Belle	Belle 1457VT3	149.4	—	—	26	16.5	32
Terral-REV	Terral-REV 26HR50	148.0	—	—	33	17.0	33
Croplan Genetics	CPL 8702RR	146.9	—	—	28	16.9	30
DEKALB	DKC61-04	146.5	—	—	30	16.0	32
Golden Acres	GA26Z17	145.5	—	—	32	16.4	30
B-H Genetics	BH 9078VTE	145.0	—	—	36	17.9	32
Dyna-Gro	DG V5783VT3	144.8	—	—	30	17.7	34
Belle	Belle 1646VT3	144.4	—	—	30	19.7	31
Pioneer	32B34	143.0	—	—	32	16.9	33
Dyna-Gro	DG57V98	142.9	—	—	34	15.9	30
Dyna-Gro	DG58V24	142.8	—	—	28	19.1	34
Pioneer	31G96	142.7	—	—	36	15.7	34
Dyna-Gro	DG57K58	142.4	—	—	24	19.3	28
Terral	TV25BR23	141.9	—	—	27	17.4	34
Dyna-Gro	DG57V44	141.2	—	—	29	16.3	32
Belle	Belle BX913CV	140.1	—	—	26	15.9	32
B-H Genetics	BH 9018VT3	136.2	—	—	33	17.8	31
Belle	Belle BX951VT3	123.1	—	—	28	16.2	32
Dyna-Gro	DG V57R86	120.3	—	—	26	17.7	30
Terral-REV	Terral-REV 25HR49	119.2	—	—	32	16.0	32
Overall mean		161.2	—	—			
LSD (.10)		42.3					
Error degrees of freedom		300					
CV (%)		12.1					
R ² (%)		68					

¹Planted April 24; harvested September 10.

²No 2- and 3-year averages.

ROB COKER FARM, YAZOO CITY

Crop Summary

Corn was planted into a stale seedbed with conditions optimum for germination, resulting in good stands. Extremely wet weather conditions during May reduced plant growth. Timely irrigations throughout the growing season resulted in good yields. Harvest was completed in a timely manner without any problems.

Soil type	Dundee silt loam
Soil pH	5.8
Soil fertility	P=M; K=H
Fertilizer added	N @ 230 lb/A + P ₂ O ₅ @ 67 lb/A
Herbicide application	Preemergence — Bicep II Magnum @ 2 qt/A
Previous crop	Corn
Irrigation (Furrow)	June 8, June 16, June 22, July 1, July 7, and July 14
Planting date	April 10
Harvest date	August 26

Rainfall Summary

	Inches
April	1.45
May	12.43
June	0.45
July	9.50
August	3.65
Total	27.48

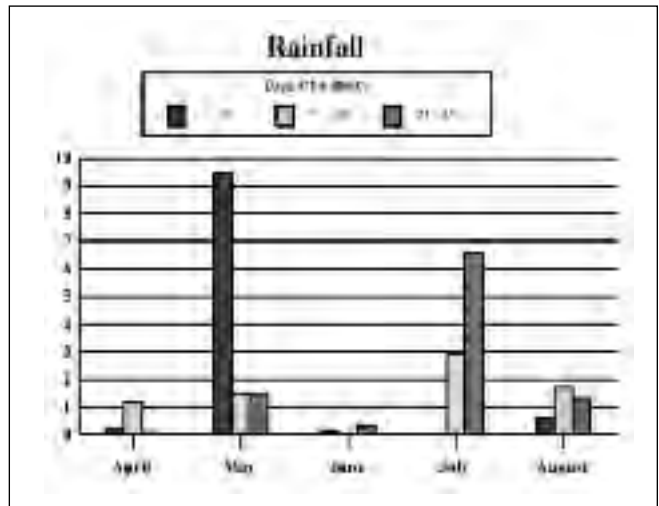


Table 12. Results from 73 corn hybrids grown with furrow irrigation on a Dundee silt loam soil near Yazoo City, Yazoo County, 2009.¹

Brand name	Hybrid number	2009 yield	2-year average	3-year average	Ear height	Moisture content	Harvested population (x1000)
		<i>bu/A</i>	<i>bu/A</i>	<i>bu/A</i>	<i>in</i>	%	
Terral-REV	Terral-REV 26HR50	254.0	—	—	41	17.2	34
B-H Genetics	BH 9018VT3	240.6	—	—	46	17.6	33
Dyna-Gro	DG57N73	236.9	—	—	48	16.8	34
Terral-REV	Terral-REV 25HR39	236.8	—	—	39	16.4	33
Fielder's Choice	NG 6893	234.1	—	—	44	17.6	33
Terral-REV	Terral-REV 26HR70	232.6	—	—	50	19.6	32
Terral-REV	Terral-REV 28R30	230.8	—	—	49	18.1	31
Dyna-Gro	DG V6083VT3	229.4	—	—	47	18.4	35
B-H Genetics	BH 9018VT3	228.7	—	—	45	19.2	32
Belle	Belle BX990CV	228.1	—	—	50	17.6	32
Pioneer	32B34	225.7	—	—	46	17.1	32
Terral	TV25BR71	225.1	195.7	211.6	43	18.6	33
Dyna-Gro	DG V59R86	225.1	—	—	46	18.7	34
DEKALB	DKC63-84	224.9	—	—	40	16.1	34
AgriGold	A6533VT3	222.6	—	—	38	16.7	34
AgriGold	A6489VT3	222.2	196.5	—	42	16.4	33
DEKALB	DKC66-94	222.1	—	—	36	17.1	34
Croplan Genetics	CPL 6831TS	219.0	184.2	195.5	40	17.6	33
Terral	TV25R31	218.4	197.0	207.9	48	18.5	33
Croplan Genetics	CPL 6818VT3	218.2	195.1	203.0	40	18.4	34
Pioneer	P2023HR	217.3	—	—	48	17.8	33
Dyna-Gro	DG57V85	216.8	187.7	—	40	16.4	34
Belle	Belle 1655VT3	216.4	—	—	43	17.4	31
Terral-REV	Terral-REV 26R60	215.4	—	—	42	19.2	34
B-H Genetics	BH 8668VT3	214.9	—	—	42	16.4	33
AgriGold	A6632VT3	214.8	175.0	—	50	16.7	30
Terral-REV	Terral-REV 25HR49	214.8	—	—	36	17.4	34
Pioneer	33M57	214.7	187.6	199.3	41	17.7	35
Garst	82R44-3000GT	214.6	—	—	52	17.7	32
Pioneer	31D59	214.4	—	—	48	19.2	35
Merschman	M-816A	214.4	—	—	43	18.8	32
DEKALB	DKC61-69	213.9	186.1	—	45	15.9	33
Belle	Belle BX840VT3	213.7	—	—	45	19.1	31
Dyna-Gro	DG V5683VT3	213.5	—	—	50	16.4	34
Dyna-Gro	DG58P60	213.4	193.6	203.6	50	20.3	34
Dyna-Gro	DG57K58	213.1	184.4	201.9	45	16.2	33
Dyna-Gro	DG57N96	212.4	—	151.9	36	18.0	33
Dyna-Gro	DG V6263VT3	212.4	—	—	48	18.8	32
B-H Genetics	BH 8895VT3	212.3	183.3	—	42	16.8	33
Merschman	M-314A-10	212.2	—	—	47	18.7	34
B-H Genetics	BH 8928VT3	211.1	—	—	48	17.9	33
DEKALB	DKC64-79	210.7	185.9	—	43	16.9	32
Dyna-Gro	DG57V05	210.6	185.0	—	38	17.9	34
Belle	Belle 1646VT3	209.8	187.7	198.0	40	16.4	31
Dyna-Gro	DG58P27	209.6	190.9	—	44	19.3	33
Fielder's Choice	NG 6846	209.1	—	—	40	17.3	32
Terral	TV27TR79	209.0	—	—	49	18.4	33
Belle	Belle 1545VT3	208.0	190.5	205.7	42	18.0	33
Croplan Genetics	CPL 8756VT3	207.4	—	—	49	18.2	35
Dyna-Gro	DG58V72	207.3	—	—	40	16.6	34
Golden Acres	GA27Z07	207.2	—	—	43	17.0	34
DEKALB	DKC67-87	206.7	190.8	208.1	44	17.7	31
AgriGold	A6639VT3	206.6	183.3	197.7	39	17.1	34
Dyna-Gro	DG58V24	206.6	185.5	—	47	17.5	33
Terral	TV25TR59	206.4	—	—	41	18.9	34
Dyna-Gro	DG57K33	205.9	187.6	201.7	42	17.6	34
DEKALB	DKC67-23	205.8	189.8	200.8	45	17.3	29
Dyna-Gro	DG58K02	205.3	190.8	205.5	49	18.4	33
DEKALB	DKC68-06	205.1	—	—	39	18.5	32
Golden Acres	GA26Z17	205.0	178.9	—	44	17.3	34
Dyna-Gro	DG V5373VT3	205.0	—	—	41	16.5	33
Belle	Belle 1457VT3	204.5	—	—	42	16.8	33
Dyna-Gro	DG57V21	204.2	175.2	—	40	18.8	34
Dyna-Gro	DG58V69	203.9	—	—	44	16.0	33
Merschman	M-814B-10	203.9	—	—	53	19.2	33
Terral	TV25TR29	203.3	—	—	44	17.6	35

¹Planted April 10; harvested August 26.

Table 12 (continued). Results from 73 corn hybrids grown with furrow irrigation on a Dundee silt loam soil near Yazoo City, Yazoo County, 2009.¹

Brand name	Hybrid number	2009 yield	2-year average	3-year average	Ear height	Moisture content	Harvested population (x1000)
		<i>bu/A</i>	<i>bu/A</i>	<i>bu/A</i>	<i>in</i>	<i>%</i>	
Dyna-Gro	DG V52R76	202.9	—	—	45	15.7	32
Dyna-Gro	DG58V50	202.6	—	—	50	20.1	32
Dyna-Gro	DG57V40	202.3	—	—	39	16.6	33
Pioneer	33N58	201.9	185.2	200.9	41	16.9	28
Dyna-Gro	DG V5783VT3	201.2	—	—	43	17.9	31
Belle	Belle BX850VT3	201.0	—	—	38	16.6	32
DEKALB	DKC61-04	201.0	—	—	46	16.8	32
Belle	Belle BX912VT3	200.9	—	—	44	16.3	30
Dyna-Gro	DG57P12	200.9	184.1	195.6	46	18.3	33
Dyna-Gro	DG58P59	200.7	176.1	192.3	44	16.5	32
Belle	Belle BX913CV	199.0	—	—	36	16.0	33
Belle	Belle BX921VT3	198.7	—	—	40	16.3	33
Terral-REV	Terral-REV 28HR20	197.7	—	—	48	17.3	27
Dyna-Gro	DG58K40	197.3	173.7	188.0	58	17.9	30
DEKALB	DKC64-47	196.2	—	—	41	15.9	32
Terral	TV26TR41	195.4	181.4	—	40	19.4	33
Pioneer	31P42	194.7	184.3	—	50	17.1	32
Dyna-Gro	DG57V98	194.3	—	—	40	16.7	30
Croplan Genetics	CPL 6986VT3	194.0	—	—	41	16.9	28
Terral	TV26BR41	193.8	176.3	197.9	46	18.2	32
Belle	Belle BX992CV	192.8	—	—	46	17.7	31
AgriGold	A6479VT3	192.6	183.9	—	46	16.7	32
Croplan Genetics	CPL 8702RR	192.6	—	—	46	16.4	29
Pioneer	31G96	192.4	189.5	206.7	45	16.9	34
Fielder's Choice	NG 6846	191.2	—	—	40	16.4	31
AgriGold	A6633VT3	190.4	163.7	181.7	33	17.1	34
NK Brand	N78N-3000GT	189.2	—	—	43	19.0	31
NK Brand	N68B-CB/LL/RW	189.0	—	—	36	16.1	33
Fielder's Choice	NG 6866	188.9	—	—	40	17.0	29
Croplan Genetics	CPL 6150VT3	187.9	173.1	—	38	16.0	34
Dyna-Gro	DG57V44	187.9	—	—	30	15.8	30
Terral	TV25BR23	185.3	174.7	191.0	44	16.8	34
Belle	Belle BX951VT3	185.0	—	—	36	16.7	33
Stine	Stine 9806VT3	173.5	—	—	42	18.4	34
Dyna-Gro	DG V57R86	158.3	—	—	42	17.4	26
Overall mean		208.0	184.7	199.7			
LSD (.10)		21.6					
Error degrees of freedom		300					
CV (%)		8.9					
R ² (%)		47					
¹ Planted April 10; harvested August 26.							

MAFES DELTA BRANCH, STONEVILLE

Crop Summary

The crop was planted on March 23 but did not get an adequate stand. Therefore, the failed stand was disked down, rows were rehipped, and the field was replanted on April 8. In May, we received heavier-than-usual rainfall, which may have leached some nitrogen. We supplemented water during June and early July. Sufficient rainfall occurred the remainder of July. Overall, the corn yields were good, despite a challenging growing season.

Soil type	Dundee very fine sandy loam
Soil pH	6.5
Soil fertility	P=H; K=H
Fertilizer added	5-15-30 @ 300 lb/A on Feb. 16, 32-0-0 @ 110 lb/A on Feb. 23, and 32-0-0 @ 150 lb/A on May 15
Herbicide application	Bicep II Mag @ 2.1 qt/A on March 24 Preemergence — Lexar @ 3 qt/A on April 8
Irrigation	June 10, June 19, June 29, and July 9
Previous crop	Soybeans
Planting date	March 23 (Replanted April 8)
Harvest date	August 31

Rainfall Summary

	Inches
April	2.97
May	13.42
June	0.27
July	8.65
August	1.41
Total	26.72

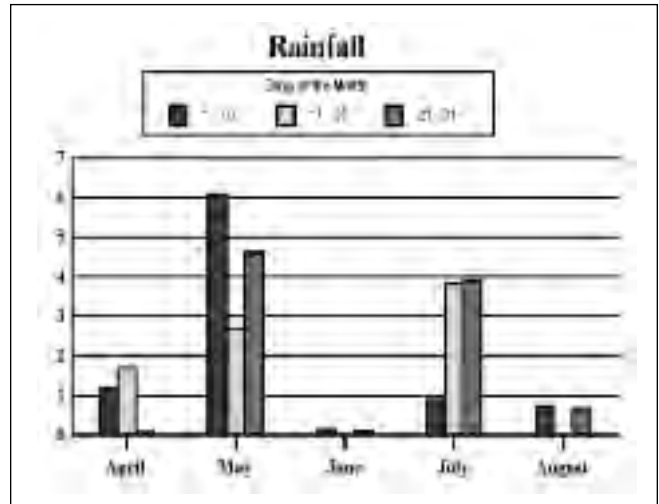


Table 13. Results from 101 corn hybrids grown with furrow irrigation on a Dundee very fine sandy loam soil at the MAFES Delta Branch Station, Stoneville, 2009.¹

Brand name	Hybrid number	2009 yield	2-year average	3-year average	Ear height	Moisture content	Harvested population (x1000)
		<i>bu/A</i>	<i>bu/A</i>	<i>bu/A</i>	<i>in</i>	<i>%</i>	
Terral-REV	Terral-REV 26HR50	273.4	—	—	44	21.8	31
Pioneer	P2023HR	266.4	—	—	40	19.1	32
Terral-REV	Terral-REV 28R30	260.4	—	—	50	21.7	32
NK Brand	N68B-CB/LL/RW	258.5	—	—	42	17.4	32
Terral-REV	Terral-REV 25HR39	253.9	—	—	46	17.8	32
Pioneer	31D59	249.6	—	—	38	20.3	33
Merschman	M-816A	249.5	—	—	44	20.1	34
Dyna-Gro	DG57N73	247.6	—	—	48	18.1	32
NK Brand	N78N-3000GT	246.0	—	—	44	24.6	30
Pioneer	31P42	245.8	221.6	—	48	17.7	32
Croplan Genetics	CPL 8756VT3	244.6	—	—	50	21.0	34
Pioneer	33N58	244.5	215.2	224.3	48	18.1	32
Pioneer	31G96	244.3	224.3	233.6	55	18.4	32
AgriGold	A6633VT3	243.7	210.4	217.5	40	19.1	33
Pioneer	32B34	243.5	—	—	46	20.2	32
Terral-REV	Terral-REV 28HR20	241.3	—	—	54	19.4	32
AgriGold	A6533VT3	241.0	—	—	42	17.7	32
Dyna-Gro	DG57V05	240.7	205.3	—	47	19.9	33
B-H Genetics	BH 9078VTE	240.2	—	—	47	19.6	31
Dyna-Gro	DG V5683VT3	239.3	—	—	46	17.3	33
Fielder's Choice	NG 6866	238.2	—	—	43	19.3	34
Belle	Belle BX992CV	237.6	—	—	50	20.9	32
Dyna-Gro	DG57V85	236.9	203.5	—	44	17.9	34
DEKALB	DKC61-69	236.8	206.8	—	45	16.1	33
Terral-REV	Terral-REV 26HR70	236.4	—	—	44	19.8	32
Garst	82R44-3000GT	236.1	—	—	50	20.9	31
Dyna-Gro	DG58V24	235.4	204.7	—	50	21.4	33
Dyna-Gro	DG V5783VT3	235.1	—	—	46	20.0	32
Pioneer	33M57	234.8	213	219.1	46	19.9	31
DEKALB	DKC64-79	234.7	202.1	—	46	18.0	34
DEKALB	DKC67-87	234.2	209.5	224.7	48	19.8	33
AgriGold	A6632VT3	233.2	207.8	—	42	19.2	33
Croplan Genetics	CPL 6986VT3	233.1	—	—	50	18.1	32
Dyna-Gro	DG V6083VT3	232.2	—	—	46	21.4	33
Dyna-Gro	DG58K02	231.3	200.7	205.5	44	17.6	32
Terral	TV25R31	231.3	202.7	209.6	48	19.1	31
Dyna-Gro	DG57K58	230.8	202.2	215.6	44	19.5	32
B-H Genetics	BH 8668VT3	230.7	—	—	44	16.6	33
Belle	Belle BX990CV	230.3	—	—	46	18.3	31
Dyna-Gro	DG V6263VT3	230.2	—	—	50	19.2	30
B-H Genetics	BH 8895VT3	230.1	202.9	—	42	18.1	33
Terral-REV	Terral-REV 26R60	229.8	—	—	40	19.6	32
Belle	Belle BX850VT3	229.7	—	—	45	18.1	32
Terral	TV27TR79	229.5	—	—	50	22.1	33
DEKALB	DKC61-04	228.9	—	—	42	17.3	31
Dyna-Gro	DG58V69	228.8	—	—	44	20.5	33
Dyna-Gro	DG58V72	228.7	—	—	46	16.9	33
Dyna-Gro	DG57P12	228.4	202.2	213.6	45	20.5	33
AgriGold	A6479VT3	228.0	207.5	—	48	17.4	34
Dyna-Gro	DG58V50	227.6	—	—	50	21.2	32
Golden Acres	GA27Z07	227.6	—	—	41	18.8	32
Belle	Belle 1655VT3	227.1	—	—	46	16.6	33
DEKALB	DKC64-47	227.1	—	—	46	19.2	33
Dyna-Gro	DG57N96	227.0	195.9	208.7	38	19.7	32
Terral	TV25BR23	226.5	204.8	215.1	48	20.1	31
Golden Acres	GA28V87	226.3	—	—	46	19.5	33
Terral	TV25BR71	226.2	193.6	202.7	50	21.3	32
Dyna-Gro	DG57V98	225.0	—	—	42	17.5	29
DEKALB	DKC67-23	225.0	211.1	211.6	46	19.1	34
Fielder's Choice	NG 6893	225.0	—	—	40	19.5	32
DEKALB	DKC63-84	224.7	—	—	42	18.8	33
Terral	TV25TR59	223.3	—	—	46	19.3	32
Dyna-Gro	DG58P59	223.2	202.3	218.7	45	19.1	32
Belle	Belle 1457VT3	223.1	—	—	40	19.8	33
AgriGold	A6489VT3	223.0	201.8	—	45	17.9	32
DEKALB	DKC66-94	222.5	—	—	34	17.5	33

¹Planted April 8; harvested August 31.

Table 13 (continued). Results from 101 corn hybrids grown with furrow irrigation on a Dundee very fine sandy loam soil at the MAFES Delta Branch Station, Stoneville, 2009.¹

Brand name	Hybrid number	2009 yield	2-year average	3-year average	Ear height	Moisture content	Harvested population (x1000)
		<i>bu/A</i>	<i>bu/A</i>	<i>bu/A</i>	<i>in</i>	%	
Dyna-Gro	DG58P60	221.9	197.9	214.5	46	22.4	32
Belle	Belle 1646VT3	221.7	195.8	208.6	44	19.7	31
Terral	TV26TR41	221.3	199.2	—	46	21.0	32
Dyna-Gro	DG58P27	221.0	197.9	—	44	20.4	31
Terral	TV25TR29	220.7	—	—	42	20.7	33
Merschman	M-314A-10	220.6	—	—	44	21.7	33
Croplan Genetics	CPL 6818VT3	219.6	196.2	209.1	42	18.0	33
Dyna-Gro	DG V5373VT3	219.3	—	—	48	19.7	34
Merschman	M-814B-10	218.4	—	—	46	16.5	32
Belle	Belle BX913CV	218.2	—	—	42	16.8	32
Dyna-Gro	DG57K33	218.2	194.8	208.1	40	19.2	33
AgriGold	A6639VT3	216.7	—	—	44	18.3	31
Terral	TV26BR41	215.9	192.1	209.6	48	22.8	32
Stine	Stine 9806VT3	214.8	—	—	42	23.3	33
Croplan Genetics	CPL 8702RR	214.5	—	—	50	17.0	31
Croplan Genetics	CPL 6831TS	214.3	192.4	207.7	41	17.4	30
Dyna-Gro	DG57V40	214.3	—	—	46	19.3	33
Golden Acres	GA26Z17	214.2	195.8	—	44	18.3	33
Dyna-Gro	DG V59R86	213.5	—	—	46	18.6	33
Terral-REV	Terral-REV 25HR49	213.2	—	—	54	19.1	31
B-H Genetics	BH 8928VT3	212.8	—	—	52	20.0	32
Belle	Belle BX921VT3	212.3	—	—	44	16.9	31
Dyna-Gro	DG58K40	211.9	189.9	213.4	56	20.6	30
Belle	Belle BX912VT3	211.8	—	—	38	17.3	32
Dyna-Gro	DG57V44	209.8	—	—	41	16.6	34
Dyna-Gro	DG57V21	209.5	187.8	—	45	19.0	33
Belle	Belle 1545VT3	205.4	185.7	200.9	45	20.4	32
Felder's Choice	NG 6846	204.0	—	—	40	16.9	30
Dyna-Gro	DG V52R76	202.9	—	—	40	16.2	32
Croplan Genetics	CPL 6150VT3	202.7	187.8	—	38	15.9	31
Belle	Belle BX951VT3	201.2	—	—	40	17.7	33
Belle	Belle BX840VT3	198.3	—	—	46	20.8	31
B-H Genetics	BH 9018VT3	198.1	—	—	52	20.0	32
DEKALB	DKC68-06	193.2	—	—	36	20.3	30
Dyna-Gro	DG V57R86	191.7	—	—	48	19.0	28
Overall mean		227.5	201.8	213.3			
LSD (.10)		21.4					
Error degrees of freedom		300					
CV (%)		8.1					
R ² (%)		48					

¹Planted April 8; harvested August 31.

TECHNICAL ADVISORY COMMITTEE

Joe Camp
Agriliance

Charlie Pilkington
Mississippi Corn Grower's Association

Billy Johnson
Senior Research Assistant
Coastal Plain Branch Experiment Station

Erick Larson
Associate Professor
MSU Plant and Soil Sciences

Charlie Stokes
Area Agronomy Agent
MSU Extension Service

Glover Triplett
Agronomist
MSU Plant and Soil Sciences

Dennis Rowe
Statistician
Experimental Statistics Unit
Mississippi State University

Paul Williams (Chair)
Research Geneticist
USDA Agricultural Research Service
Crop Science Research Laboratory



Printed on Recycled Paper

Mention of a trademark or proprietary product does not constitute a guarantee or warranty of the product by the Mississippi Agricultural and Forestry Experiment Station and does not imply its approval to the exclusion of other products that also may be suitable.

Discrimination based upon race, color, religion, sex, national origin, age, disability, or veteran's status is a violation of federal and state law and MSU policy and will not be tolerated. Discrimination based upon sexual orientation or group affiliation is a violation of MSU policy and will not be tolerated.