

# YOUTH ON TARGET



## From the Coordinator

Smiles...everybody has one but do they always use them? (Are you smiling now?) It is amazing how much a difference it makes to ones appearance and whole outlook on life itself. A lot of my work focuses on working with everyone from administration, state staff, district and county personnel, youth and parents, volunteers, national shooting sports organizations, and private industry. Every now and then I am afforded the opportunity to get to work with young people on the grass roots level. I jump at every opportunity to do promotional shows that I can because this is where I get to see through the young person's eyes the sheer excitement that this program brings! It takes me back to my younger days, when getting to go shoot was (and still is) my love. Those of you that work with our youth know exactly what I am talking about. The child walks up to the booth; I ask them do you want to shoot? Sometimes the response is emphatically positive while others sheepishly reply under breath that they would like to try. For many this would be the first time to try something like this, and with all things new, there is some apprehension associated with it. However, I always get the same response after they shoot. The young person is left with the same expression.....A BEAMING SMILE FROM EAR TO EAR! I can honestly say that no amount of money in a bank account (or shopping trip to Wal-Mart) ever gives me the same joy as I get when I see that spark come on in a young person...you can read it a mile away....they may not say it, but they are thinking...." I DID IT!!" Always remember: Keep It Safe, Keep It Fun, and Keep on Smiling!! See you on the Range!!


### INSIDE THIS ISSUE

From the Coordinator	1
2010 North & South Volunteer Training	2
2010-2011 Shooting Sports Board	3
Shooting Sports Trivia	3
Letter from Your Editor	4
Don't Forget...	5
SMOOTH Shotgun Hint	5
ATV Safety Corner	6-7
Kids Corner	8
Contact Information	9

From all of us at the State 4-H Office, "Have a safe and happy holidays!"

A handwritten signature in black ink, appearing to read "John L. Long".

John L. Long, Ph.D  
4-H Youth Development Specialist/  
Shooting Sports Coordinator



# 2010 North and South Volunteer Training



South Volunteers

State Volunteer Workshops were held August 28–29 at the Bayou Academy in Cleveland, MS and October 23–24 at Adams County Christian School in Natchez, MS. One hundred and eleven volunteers received certification in one of the pistol, shotgun, archery, or rifle disciplines. Many thanks go out to the instructors that made these events an even greater success and who took time away from their family and friends to ensure quality instruction to volunteers around the state. Special thanks go out to Laura Giaccaglia– Bolivar County, Melanie Sojourner and Jason Jones–Adams County for all the hard work that went into conducting these trainings in their counties.



North Volunteers



## 2010-2011 Shooting Sports Executive Board Officers Re-Elected!!

### Bert Sanders– President

Bert is a Level II Rifle Instructor from Tallahatchie Co. and has worked with the 4-H Shooting Sports at the county, district and state level for many years.



### Jeff Hendrix– Vice President

Jeff became our newest Level II Muzzleloader instructor in the spring of 2008. Jeff's passion is seeing that the youth of Mississippi are given every opportunity to succeed.



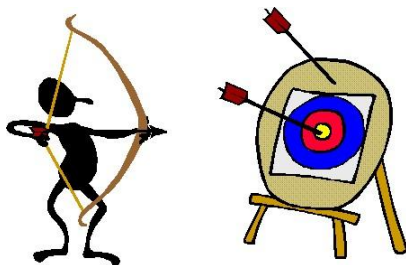
### Kathy Petty– Secretary

Kathy is a multifaceted individual serving as the 4-H Youth Agent in Marion Co. as well as one of the two Southeast District Shooting Sports Coordinators. She is also Level II Coordinator, and a Hunter Education instructor.



## Shooting Sports Trivia

What year did archery first appear in the Olympics?





## Letter from Your Editor

Courtney Headley



Have you ever wondered who has been creating these wonderful Youth On Target newsletters for your reading enjoyment? Well let me give you a little tidbit about myself. My name is Courtney Headley and I have been employed with 4-H Youth Development for three years now. During this time, I have been joyfully assisting Dr. John Long in the 4-H Shooting Sports events prepared by the State 4-H Office.

My history of shooting sports started when my dad bought my first bb gun. I would go out and shoot old coke cans for fun with my dad. When I was in high school, I joined Junior Reserves Officers Training Corps and quickly found they had a Rifle Team that practiced in the school's cafeteria. After shooting and competing for two years, I became the Rifle Team captain. With this position I learned what it was like to be part of a team as well as what an accomplishment it was to fire a rifle and actually hit the target. I'm not a bad shot if I do say so myself! During this time I also took the hunters safety course offered by the city and passed.


After high school, I did not think that shooting sports would find its way back into my life, the way it has. I married a member of the Security Forces in the Air Force National Guard. After he completed eight years of service to our country, he has since become a member of our local Police Department. I am not only a mother of two and a wife to a police officer, but I have also started a 4-H Cloverbud Club. Although my club members are just now eligible for shooting sports, I just know they will be excited to learn about firing a gun or drawing back a bow. With my club, I hope to accomplish some of the same feelings I felt growing up.

4-H Shooting Sports gives a child the feeling of teamwork and sportsmanship. The expression on a 4-Her's face of excitement when they have hit their target is enough to fill your heart for days. The success of practicing and doing a job well done can make any blue day, bright and sunny. I am excited as a leader to have the opportunity to offer 4-H Shooting Sports to my club members. Not only will they accomplish all of the above, they will have learned the most important of shooting sports, safety and proper handling of a firearm. There are many cases where guns are not properly used, and safety precautions were not administered. I hope to make that difference with the young 4-Hers in my club.

In closing, I wanted to share what a joy it has been to work around such dedicated staff. The goal of the staff I'm surrounded by is all the same. What can I do to encourage, educate, and make fun for children, to get them to enjoy their 4-H experience? Each agent is so determined to give that encouraged 4-H'er a new experience while guiding them to do their best in shooting sports as well as other 4-H activities. I get excited when parents call wanting information about getting their child started in shooting sports. Here is where our volunteers fit in. Without someone to volunteer to take on such a task, there would be no clubs, no practices, and no 4-H. All around 4-H is great for not only a child, but an adult as well! I would definitely recommend becoming a volunteer if you are not one already!

### Don't forget...

The holidays bring many of us to the fields and wooded vales in pursuit of game. As we do this, please remember safety comes first and foremost! Always identify your target; because once the energy is released from gun or bow it can never be taken back. Use sound judgment when making decisions on ethical shot placement and always remember to wear hunter orange when required. Enjoy the great outdoors and what we have been given because our natural resources are not ours just merely borrowed from the next generation.



**Happy hunting and safe shooting!**



### *SMOOTH* Shotgun Hint:

Smoothness in shooting means more than not being “jerky”.

Using the letters in “SMOOTH”, here are some suggestions:

**S**– See the target

**M**– Move gun to and with the target (Lead establishment starts here. Don't ambush or “cut-off” targets)

**O**– Head on the stock

**O**– Eye on the rock (target)

**T**– Think about breaking the target

**H**– Hang on and follow through



*Practice this and have fun!*

## ATV SAFETY CORNER

### Mississippi 4-H Encourages the ATV Safety Institute 4-H *RiderCourse* Training

Mississippi 4-H has 6 additional Mississippi State University Extension Agents trained as ASI-Licensed instructors to deliver the ASI *RiderCourse* to counties and communities in each of the four Extension regions. This brings the total of licensed instructors to 14. The goal is to provide this hands-on training to both youth and adult participants. Parents you can help youth and others by encouraging the participation in an ASI *RiderCourse* Training!



*Pictured are (L to R) Tracy Robertson, Carroll County; Lionell Hinds, Washington County; Evelyn DeAngelo, Jackson County; Ron Hartzman, ASI Chief Instructor; Waye Boshart, Leake County; Katrina Owens, Yazoo; and Marcus Davis, Warren County.*

### About the ATV Safety Institute 4-H ASI *RiderCourse* Training

This hands-on, half-day *ATV RiderCourse* is conducted by licensed ATV Safety Institute Instructors. The course offers students an opportunity to increase their safety knowledge and to practice basic riding skills in a controlled environment under the direct supervision of a licensed Instructor. The *RiderCourse* includes pre-ride inspection, starting and stopping, quick turns, hill riding, emergency stopping and swerving and riding over obstacles. You'll also learn about protective gear, local regulations, places to ride and environmental concerns. Bring your friends and family, and meet new friends to ride with.

### Advantages of Taking an *ATV RiderCourse*:

- Improves riding skills
- Builds confidence
- Gets kids started right
- Is a great way to meet other riders
- Teaches how to Tread Lightly

The 4-H *ATV RiderCourse* is a great way to get youth and adults off to a safe start. A parent or guardian must be present for children 6-11 years of age. It is encouraged that a parent or guardian be present for all riders under 16.

### About the cost!

The ATV Safety Institute *RiderCourse* is valued by the ATV Safety Institute at \$55 per person for youth 6-15 years of age and \$150.00 per person for those 16 years of age and older. The 4-H ATV Safety Program does NOT charge for this training because a grant from the ATV Safety Institute and National 4-H Council covers expenses!

### Do I Use My Own ATV?

Yes, you can, but if you don't have one of the appropriate sizes, you can make specific arrangements and an ATV of the appropriate size will be made available at the training site.

**What should you bring to the training?**

You must wear the proper riding gear at all times during training.

Bring the following:

- DOT-approved motorcycle helmet
- Goggles or face shield
- Over-the-ankle boots
- Sturdy gloves
- Long pants
- Long-sleeved shirt or jacket



*For more information* on ATV safety or to enroll in the ATV Safety Institute 4-H ATV *RiderCourse* nearest you, visit [www.msucare.com](http://www.msucare.com) and select the ATV Safety link or contact your local Cooperative Extension Office or call 662-325-3350. The list below provides a contact for the 4-H ASI Licensed Instructor nearest you:

***Licensed Instructors******Northeast Region***

Donna Cliett	<a href="mailto:donnac@ext.msstate.edu">donnac@ext.msstate.edu</a>	662-494-5371
Fran Brock	<a href="mailto:franb@ext.msstate.edu">franb@ext.msstate.edu</a>	662-494-5341
Randall Nevins	<a href="mailto:jrnevins@ext.msstate.edu">jrnevins@ext.msstate.edu</a>	662-369-4951
Lemon Phelps	<a href="mailto:lemonp@ext.msstate.edu">lemonp@ext.msstate.edu</a>	662-252-3541

***Northwest Region***

Laura Giaccaglia	<a href="mailto:laurajg@ext.msstate.edu">laurajg@ext.msstate.edu</a>	662-843-8362
Tracy Robertson	<a href="mailto:tracyr@ext.msstate.edu">tracyr@ext.msstate.edu</a>	662-237-6926
Lionell Hinds	<a href="mailto:lionelh@ext.msstate.edu">lionelh@ext.msstate.edu</a>	662-334-2670
Katrina Owens	<a href="mailto:kwallace@ext.msstate.edu">kwallace@ext.msstate.edu</a>	662-746-2453

***Southeast Region***

Jerry Burton	<a href="mailto:jerryb@ext.msstate.edu">jerryb@ext.msstate.edu</a>	601-482-9764
Evelyn DeAngelo	<a href="mailto:evelynr@ext.msstate.edu">evelynr@ext.msstate.edu</a>	228-769-3047

***Southwest District***

Greg Biggs	<a href="mailto:gbiggs@ext.msstate.edu">gbiggs@ext.msstate.edu</a>	601-859-3842
Marcus Davis	<a href="mailto:marcusd@ext.msstate.edu">marcusd@ext.msstate.edu</a>	601-636-0182
Wayne Boshart	<a href="mailto:wboshart@ext.msstate.edu">wboshart@ext.msstate.edu</a>	601-267-8036

***State 4-H Department***

Larry Alexander	<a href="mailto:larrya@ext.msstate.edu">larrya@ext.msstate.edu</a>	662-325-3350
State 4-H ATV Safety Coordinator		

**Kids Corner**



**4-H Shooting Sports  
Newsletter**  
MS 9641  
Mississippi State University,  
MS 39762

**Phone:**  
662-325-3350

**E-Mail:**  
[chadley@ext.msstate.edu](mailto:chadley@ext.msstate.edu)

---

*We're on the Web!*

*Visit us at:*

*[http://msucares.com/4h\\_Youth/shooting\\_sports/index.html](http://msucares.com/4h_Youth/shooting_sports/index.html)*

---



To Make the Best Better

If you or someone you know is interested in receiving the upcoming newsletters, Please e-mail Courtney Headley at the E-mail listed above.

**Event Information Such As:**

DIRECTIONS, MAPS, AGENDAS, AND LODGING can be found on the **MSUCARES.COM** website.

**Simply click:**

*4-H/Youth, Projects, Shooting Sports, Events*

Answer to Trivia Question:

1900